

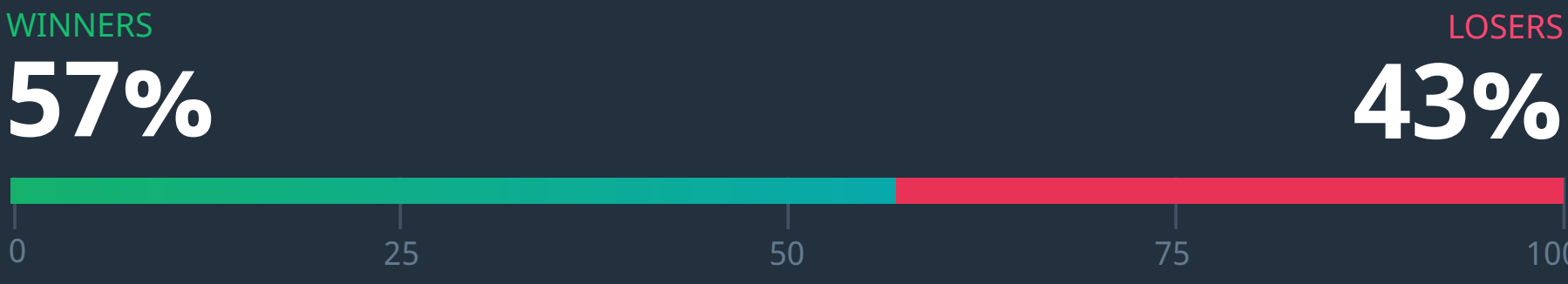
**37** TOTAL TRADES  
COMPLETED + CLOSED EARLY

**30** COMPLETED TRADES  
SIGNALS CLOSED

**17** WINNERS  
PROFITABLE TRADES

**13** LOSERS  
LOSING TRADES

WINNERS VS LOSERS



BEST TRADE

**MDXUSDT**  
TR110 BUY

TRADE CLOSED

**+94.73%**  
PEAK GAINS

ENTRY: 0.10188 - 0.1132

PRICE CLOSED: 0.1438

DURATION: 15 days

Trade closed: Oct 29, 2022 @ 00:52

WIN RATE

**57%**

CLOSED EARLY

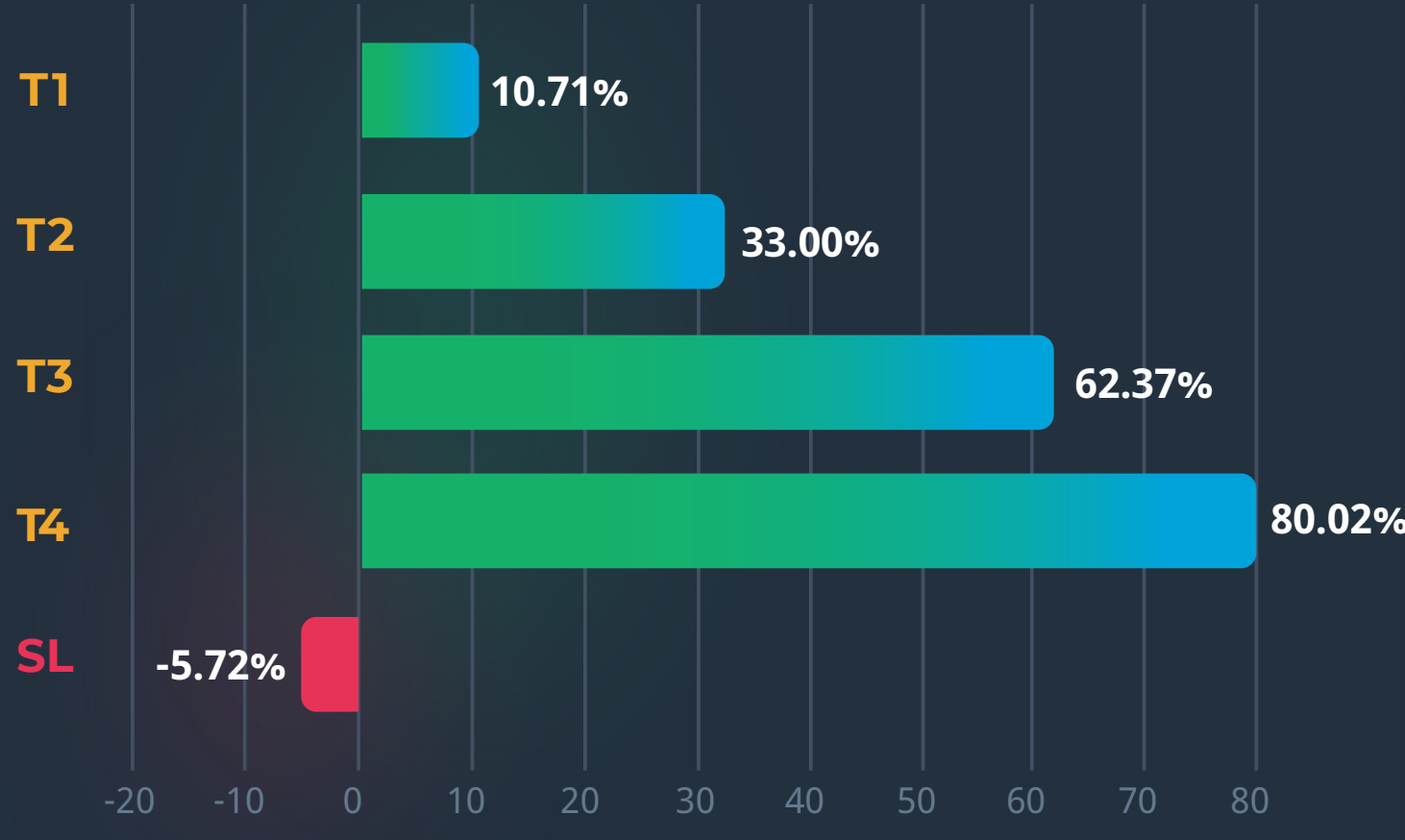
**7**

FINAL TARGET HIT % SPREAD

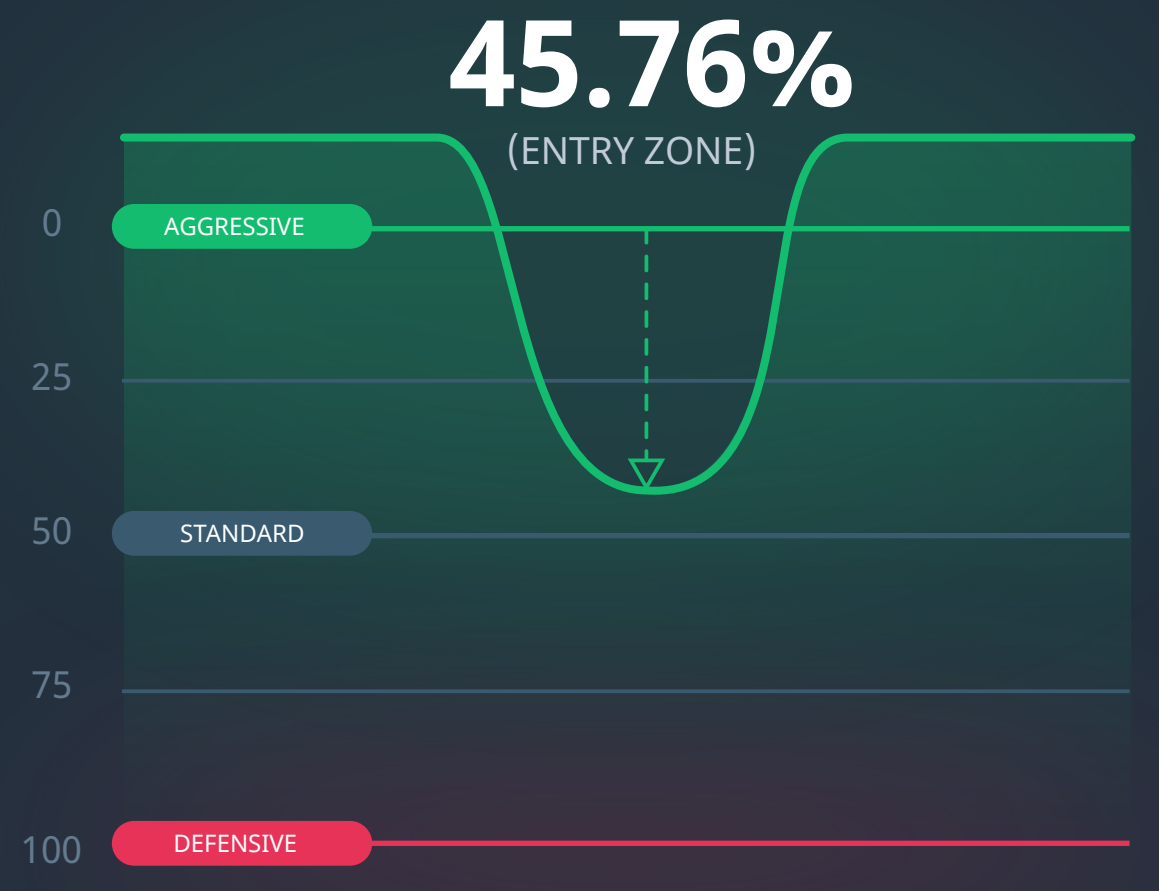


**27%**  
Signals Hit Target  
2, 3, Or 4!

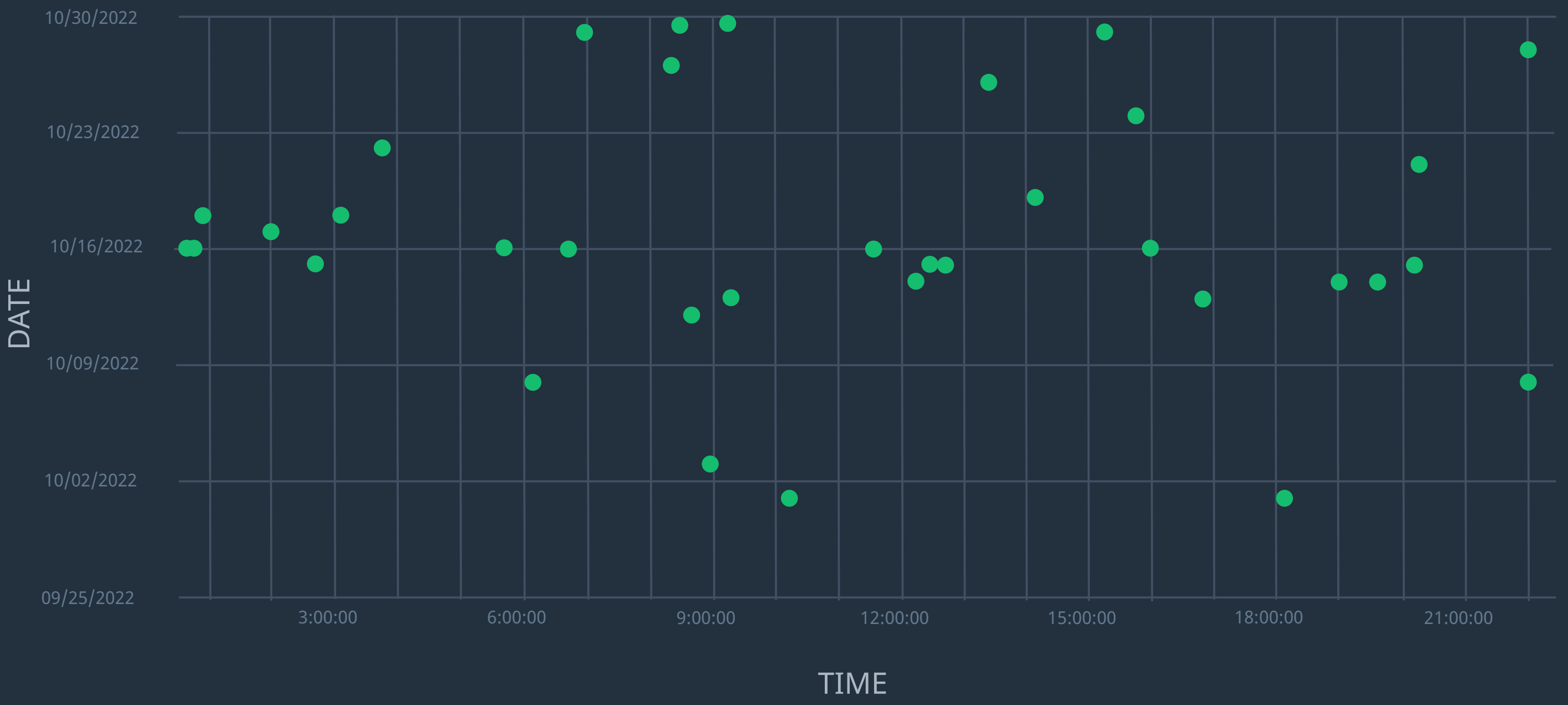
AVERAGE GAIN % PER TARGET



AVERAGE DEPTH %



DATE & TIME OF SIGNAL CREATION



TOP 10 TRADES

RANK	SYMBOLS	DATE PUBLISHED	DATE CLOSED	APPROX TIME TAKEN	GAIN PERCENTAGE
1	BNBBTC	4/8/2021 20:45	10/31/2022 12:40	1 year	140.06%
2	MDXUSDT	10/13/2022 16:50	10/28/2022 16:52	15 days	94.73%
3	PHAUSDT	10/14/2022 19:00	10/14/2022 20:15	1 hour	50%
4	MASKUSDT	10/28/2022 22:00	10/29/2022 6:27	8 hours	50%
5	PHAUSDT	10/14/2022 19:35	10/15/2022 2:51	7 hours	40%
6	MLNUSDT	10/22/2022 3:45	10/25/2022 22:57	3 days	40%
7	CVPUSDT	10/16/2022 11:36	10/16/2022 15:44	4 hours	30%
8	LTOUSDT	10/16/2022 0:40	10/16/2022 5:34	4 hours	19.64%
9	VIDTUSDT	10/19/2022 14:09	10/20/2022 15:47	1 day	18.99%
10	LTOUSDT	10/15/2022 20:12	10/15/2022 21:53	1 hour	17.13%