

Trading Signals Results

DECEMBER 1-31, 2021
(SPOT)



COMPLETED TRADES

19

SIGNALS CLOSED



WINNERS

12

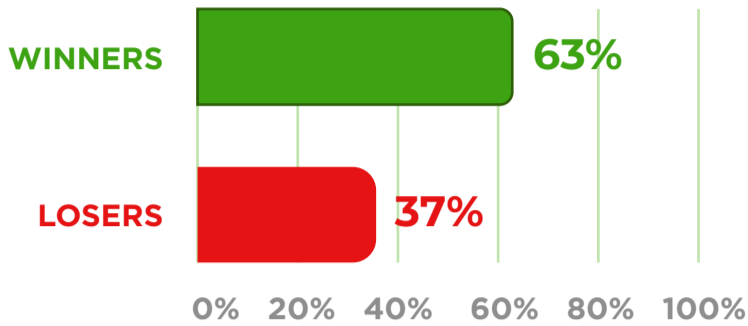
PROFITABLE TRADES

LOSERS

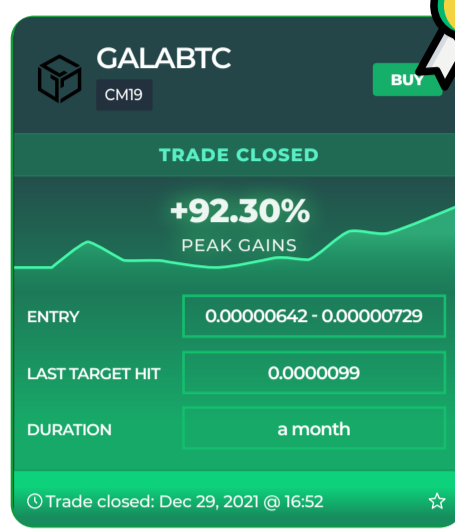
7

LOSING TRADES

WINNERS VS LOSERS



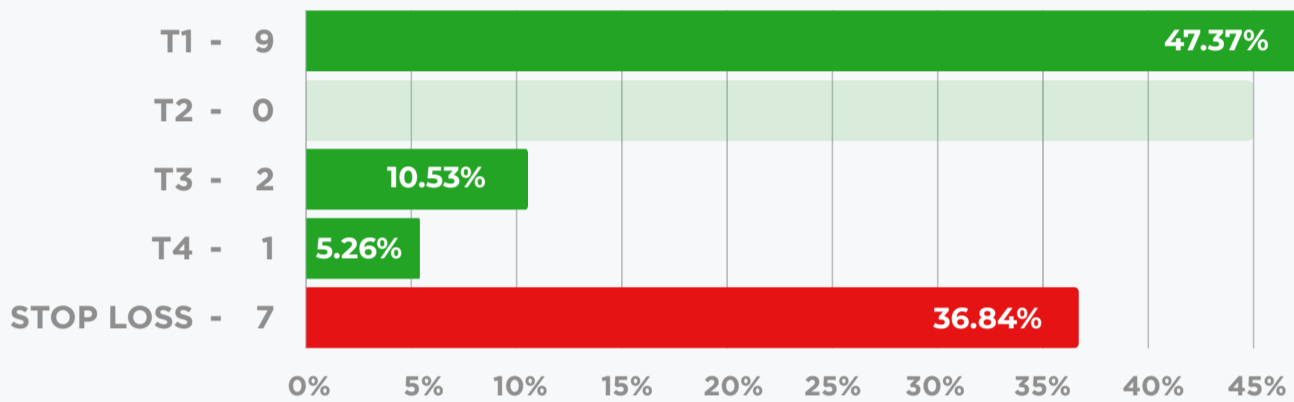
BEST TRADE



BREAKEVEN TRADES (CLOSED EARLY)

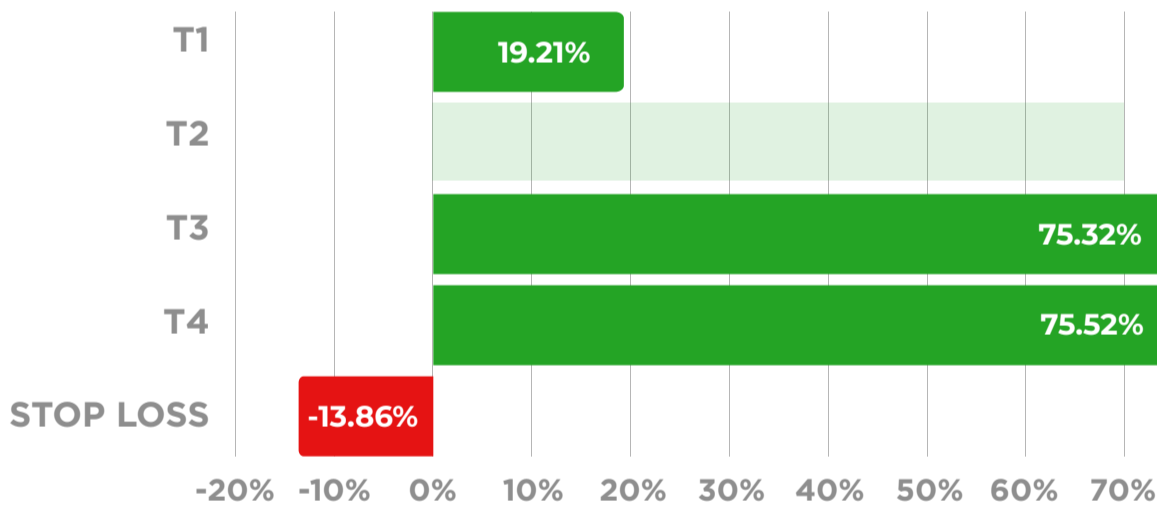
NEUTRAL(S) 9

Final Target Hit % Spread

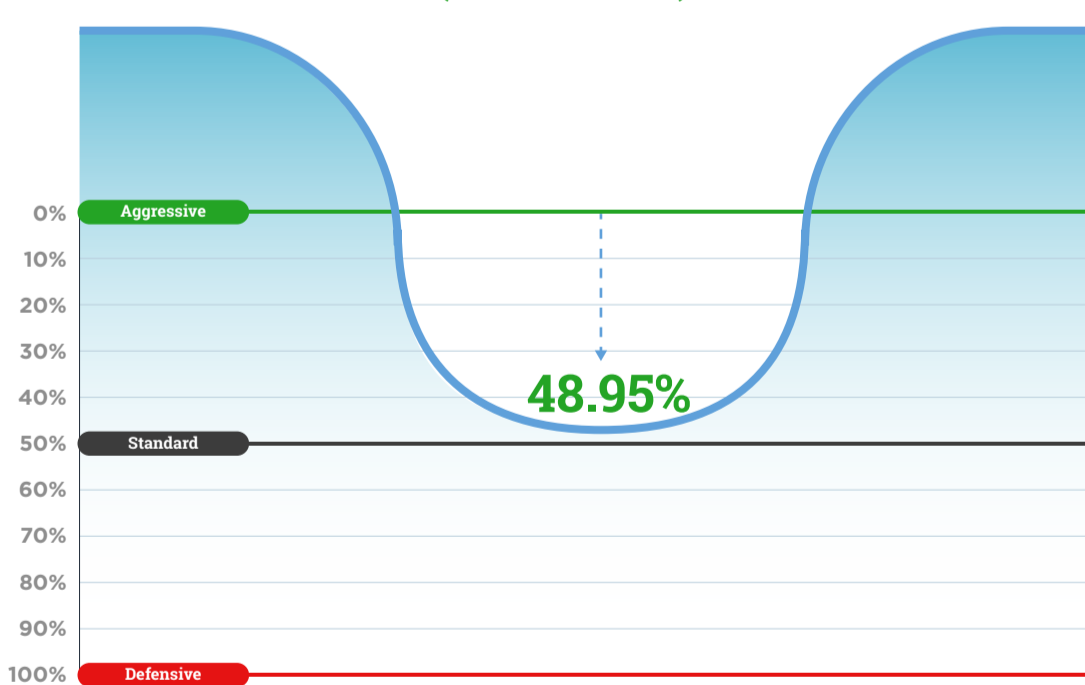


16% of Signals Hit Target 2, 3, or 4!

Average Gain % Per Target



Average Depth % (ENTRY ZONE)



Top Trades

	SYMBOLS	DATE PUBLISHED DATE CLOSED	APPROX TIME TAKEN	GAIN %
1	GALABTC	24/11 8:51 29/12 8:52	1 MONTH	92.30%
2	FTMUSDT	17/12 16:08 26/12 11:27	8 DAYS	75.52%
3	CHRUSDT	17/12 16:11 18/12 0:00	7 HRS	58.33%
4	ILVUSDT	24/11 14:50 13/12 15:58	19 DAYS	42.88%
5	AVAXUSDT	09/12 22:37 10/12 20:03	21 HRS	35.41%
6	DYDXUSDT	17/12 16:28 18/12 0:00	7 HRS	23.08%
7	OMGUSDT	16/12 3:19 18/12 0:00	8 DAYS	20.13%
8	WRXUSDT	02/12 16:03 02/12 23:21	7 HRS	15.07%
9	REQUUSD	01/12 19:05 02/12 0:57	5 HRS	13.15%
10	BTCUSDT	17/12 17:33 18/12 0:00	6 HRS	9.79%

