

# Trading Signals Results

NOVEMBER 1-30, 2021  
(SPOT)



COMPLETED TRADES

40

SIGNALS CLOSED



WINNERS

29

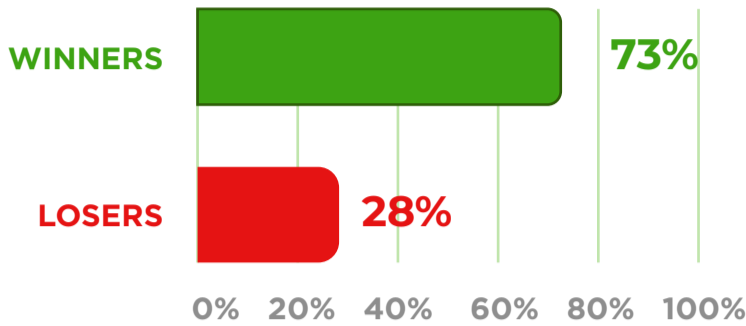
PROFITABLE TRADES

LOSERS

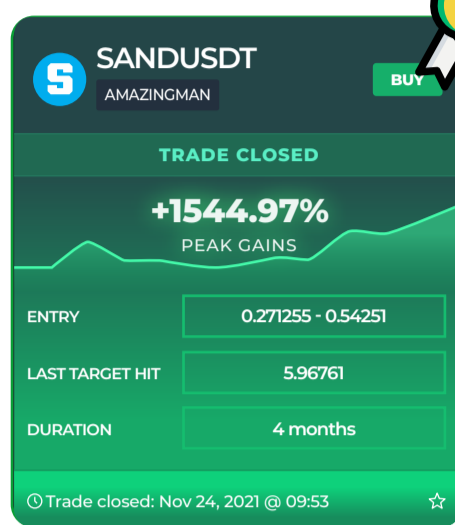
11

LOSING TRADES

## WINNERS VS LOSERS



## BEST TRADE

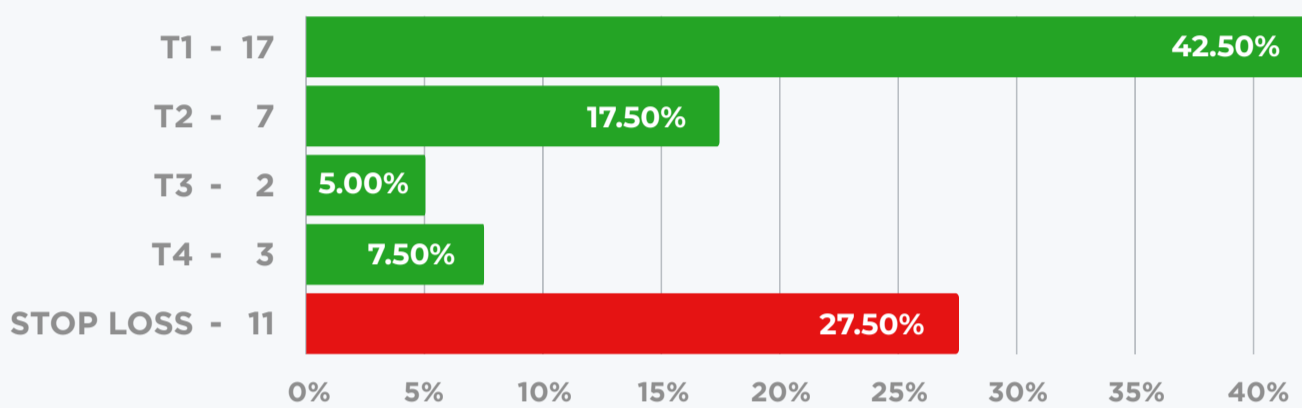


## BREAKEVEN TRADES (CLOSED EARLY)

NEUTRAL(S)

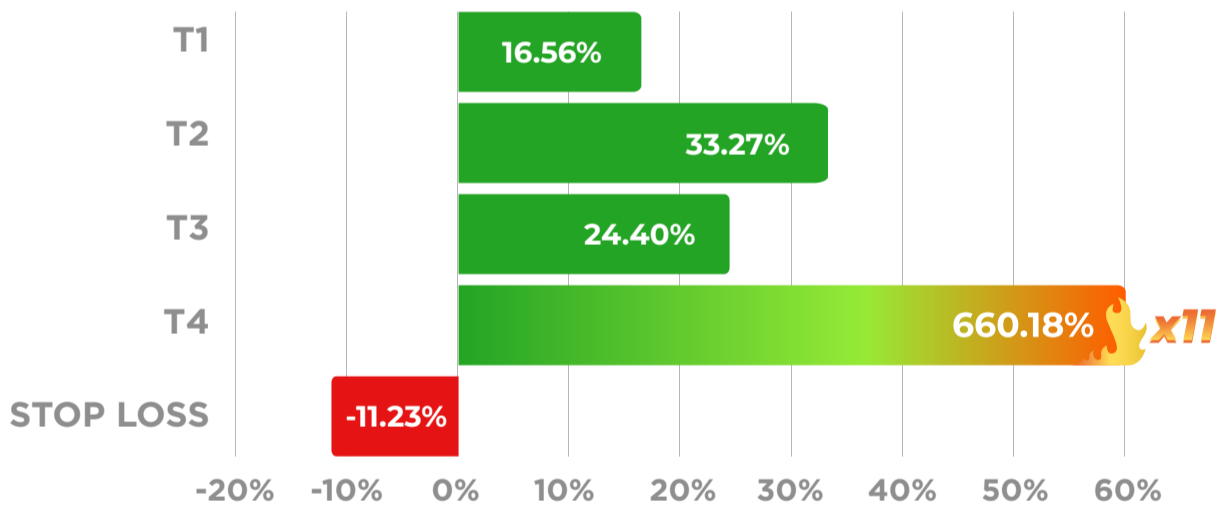
12

## Final Target Hit % Spread

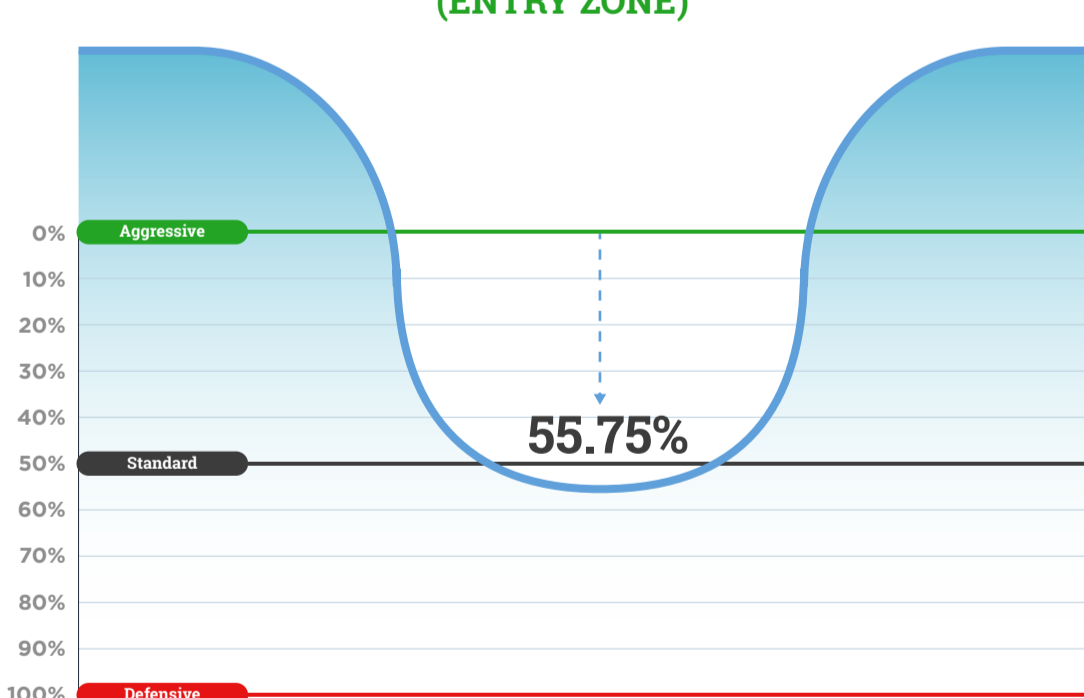


30% of Signals Hit Target 2, 3, or 4!

## Average Gain % Per Target



## Average Depth % (ENTRY ZONE)



## Top Trades

	SYMBOLS	DATE PUBLISHED DATE CLOSED	APPROX TIME TAKEN	GAIN %
1	S SANDUSDT	15/07 19:27 24/11 1:53	4 MONTHS	1544.97%
2	S SANDBTC	08/11 6:24 24/11 6:02	15 DAYS	274.2%
3	L LRCBTC	04/11 16:36 09/11 19:24	5 DAYS	161.38%
4	A ARPAUSDT	02/11 20:35 18/11 17:02	15 DAYS	48.72%
5	S SUPERUSDT	02/11 19:31 07/11 19:30	5 DAYS	48.04%
6	R RADUSDT	27/11 5:20 30/11 4:33	3 DAYS	45.83%
7	S SHIBUSDT	28/11 6:12 02/11 6:13	5 DAYS	43.25%
8	S SUPERUSDT	05/11 11:54 10/11 11:55	5 DAYS	37.36%
9	L LTOUSDT	12/11 12:12 17/11 12:14	5 DAYS	32.93%
10	S YGGUSDT	20/11 11:10 21/11 23:52	2 DAYS	32.29%

