

# Trading Signals Results

NOVEMBER 1-30, 2021



## COMPLETED TRADES

133

SIGNALS CLOSED

40

93

SPOT

FUTURES

## WINNERS

110

PROFITABLE TRADES

29

81

SPOT

FUTURES

## LOSERS

23

LOSING TRADES

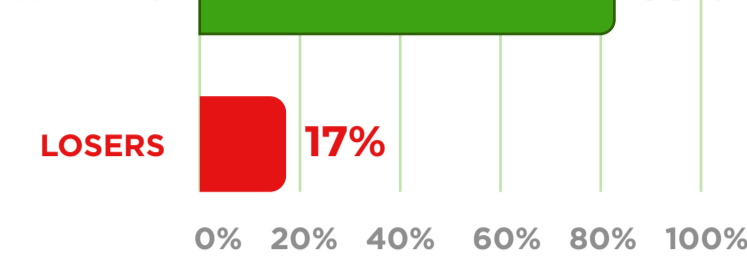
11

12

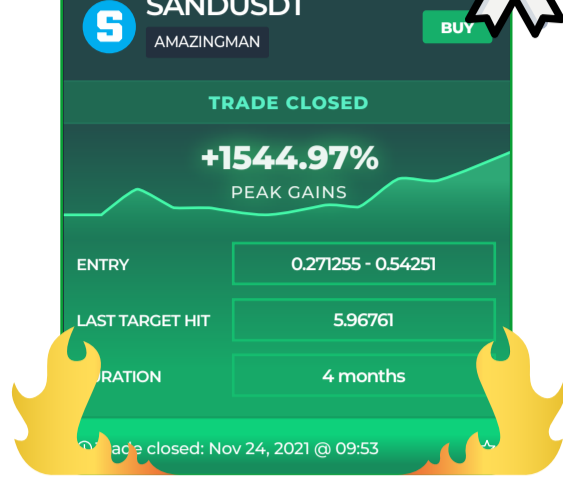
SPOT

FUTURES

## WINNERS VS LOSERS



## BEST TRADE

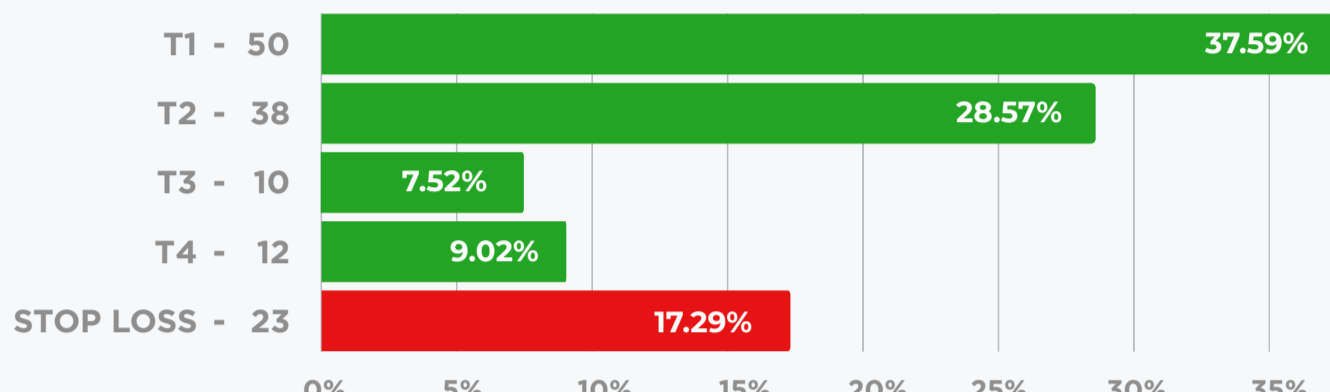


## BREAKEVEN TRADES (CLOSED EARLY)

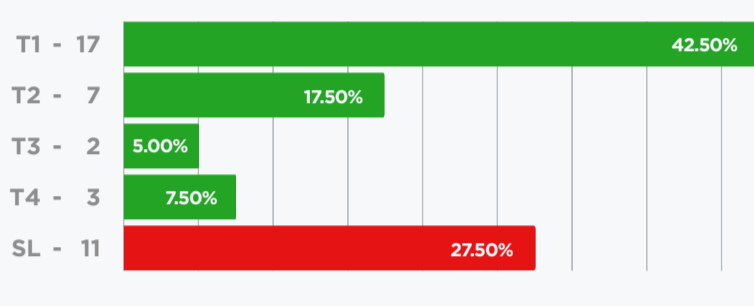
SPOT 12 FUTURES 26 OVERALL NEUTRAL(S) 38

## Final Target Hit % Spread

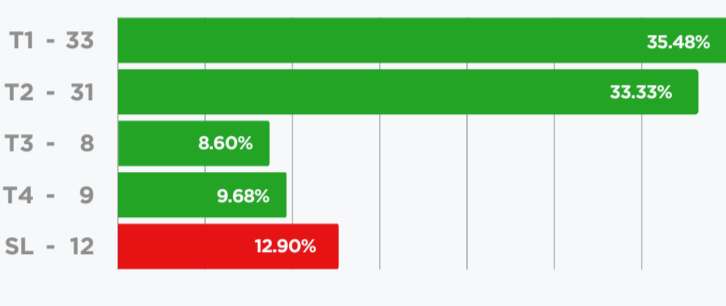
### OVERALL



### SPOT



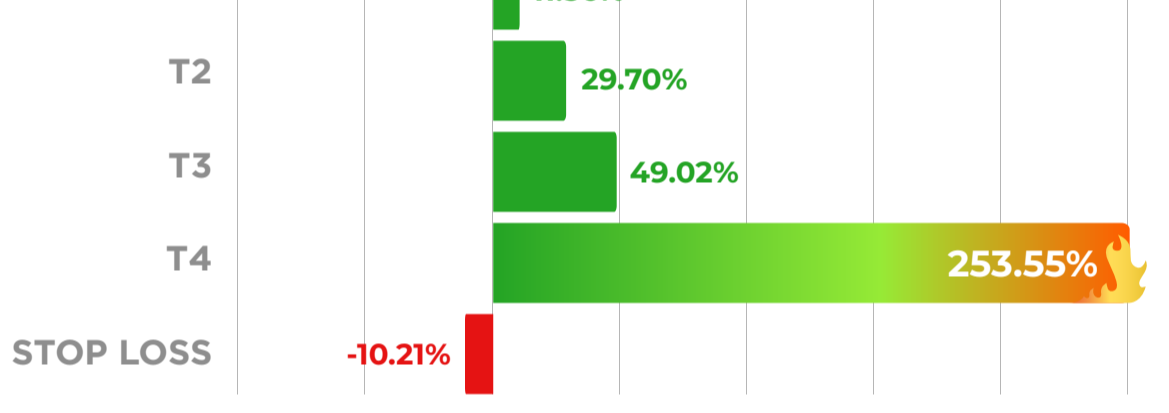
### FUTURES



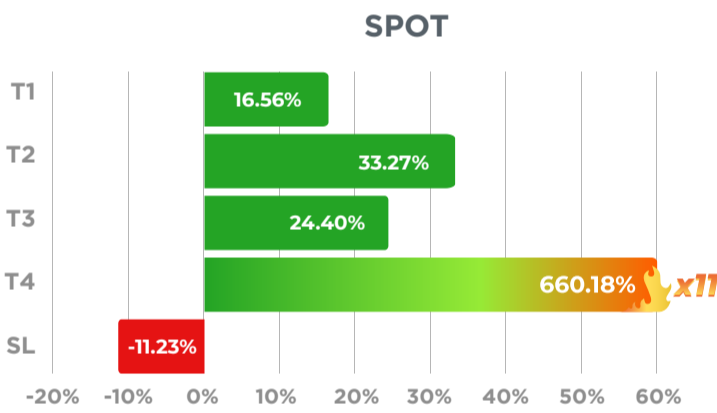
45% of Signals Hit Target 2, 3, or 4!

## Average Gain % Per Target

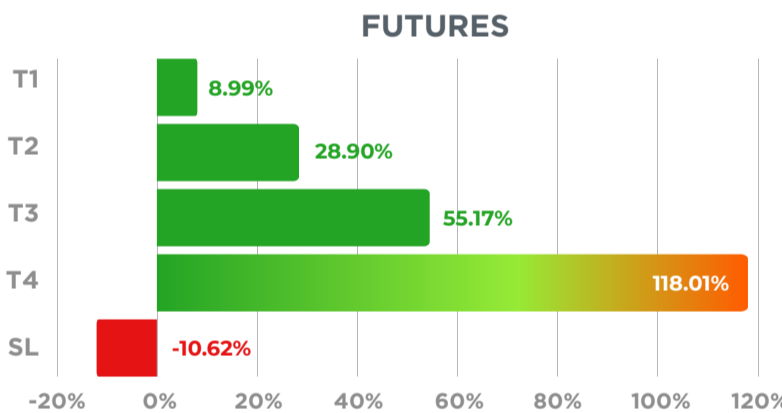
### OVERALL



### SPOT

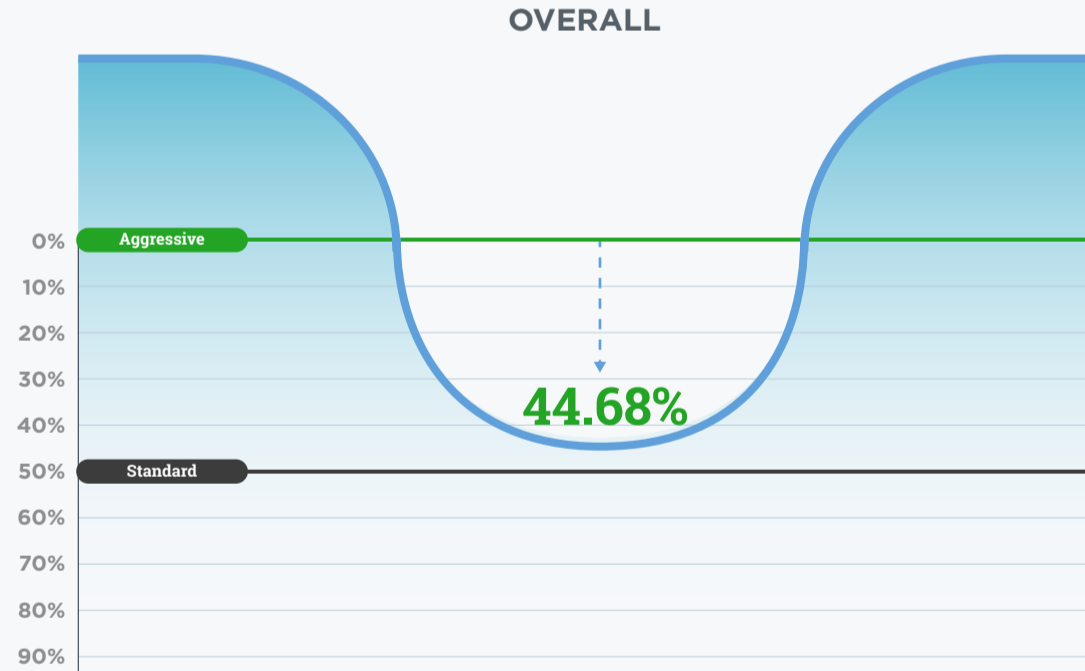


### FUTURES

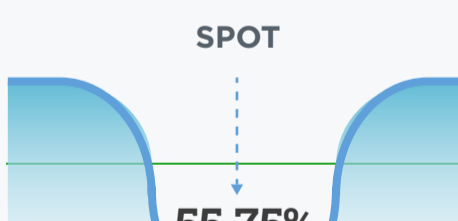


## Average Depth % (ENTRY ZONE)

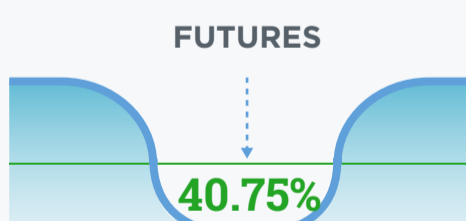
### OVERALL



### SPOT



### FUTURES



## Top 10 Trades

### OVERALL

	SYMBOLS	DATE PUBLISHED	DATE CLOSED	APPROX TIME TAKEN	GAIN %
1	S SANDUSDT	15/07 19:27	24/11 1:53	4 MONTHS	1544.97%
2	G GALAUSD	18/11 3:03	25/11 16:03	7 DAYS	282.16%
3	S SANDBTC	08/11 6:24	24/11 6:02	15 DAYS	274.2%
4	S SANDUSDT	09/11 15:10	24/11 16:15	15 DAYS	270.27%
5	D LRCUSDT	04/11 15:20	09/11 19:21	5 DAYS	179.51%
6	D LRCBTC	04/11 16:36	09/11 19:24	5 DAYS	161.38%
7	M MANAUSD	01/11 4:00	28/11 4:00	27 DAYS	144.46%
8	S SANDUSDT	31/10 14:44	05/11 14:45	5 DAYS	85.01%
9	C CHRUSD	29/10 14:45	02/11 3:38	3 DAYS	83.85%
10	S SANDUSDT	30/10 13:50	04/11 13:50	5 DAYS	83.27%

### SPOT

	SYMBOLS	APPROX TIME TAKEN	GAIN %
1	SANDUSDT	4 MONTHS	1544.97%
2	SANDBTC	15 DAYS	274.2%
3	LRCBTC	5 DAYS	161.38%
4	ARPAUSD	15 DAYS	48.72%
5	SUPERUSD	5 DAYS	48.04%
6	RADUSD	3 DAYS	45.83%
7	SHIBUSD	5 DAYS	43.25%
8	SUPERUSD	5 DAYS	37.36%
9	LTOUSD	5 DAYS	32.93%
10	YGGUSD	2 DAYS	32.29%

### FUTURES

	SYMBOLS	APPROX TIME TAKEN	GAIN %
1	GALAUUSD	7 DAYS	282.16%
2	SANDUSDT	15 DAYS	270.27%
3	LRCUSDT	5 DAYS	179.51%
4	MANAUSD	27 DAYS	144.46%
5	SANDUSDT	5 DAYS	85.01%
6	CHRUSD	3 DAYS	83.85%
7	SANDUSDT	5 DAYS	83.27%
8	GALAUUSD	2 DAYS	74.21%
9	LRCUSDT	5 DAYS	73%
10	SANDUSDT	2 DAYS	62.54%

