

# Trading Signals Results

NOVEMBER 1-30, 2021  
(FUTURES)



COMPLETED TRADES

**93**

SIGNALS CLOSED



WINNERS

**81**

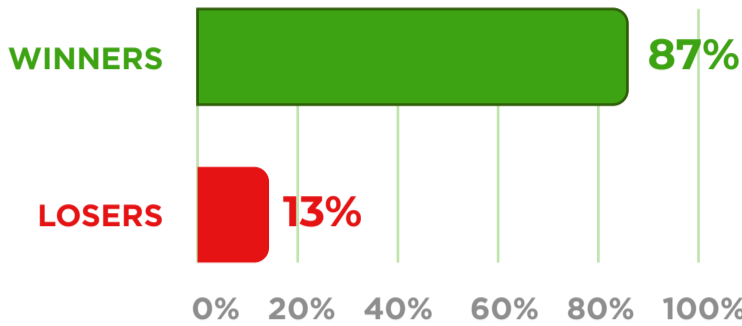
PROFITABLE TRADES

LOSERS

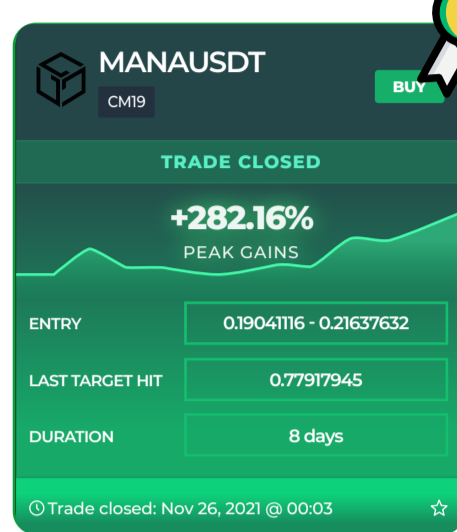
**12**

LOSING TRADES

## WINNERS VS LOSERS



## BEST TRADE

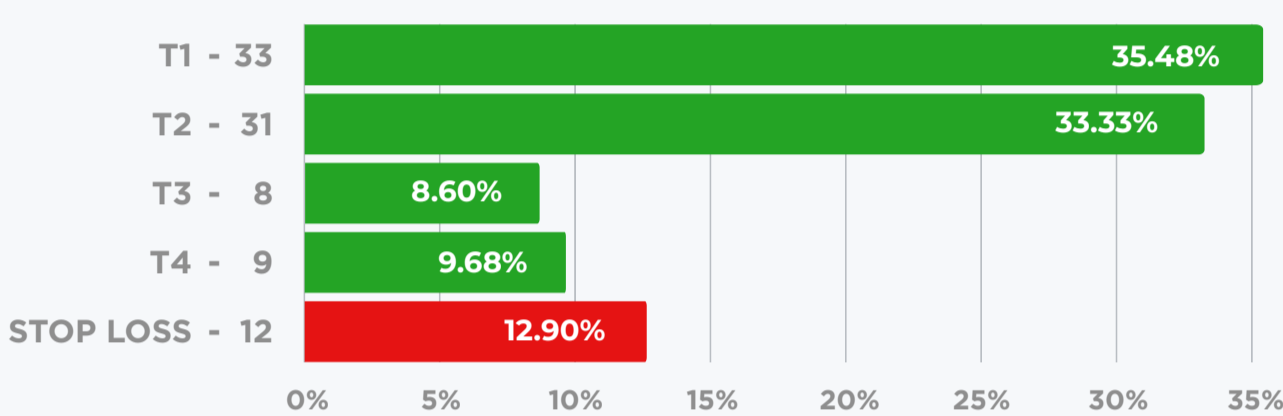


## BREAKEVEN TRADES

(CLOSED EARLY)

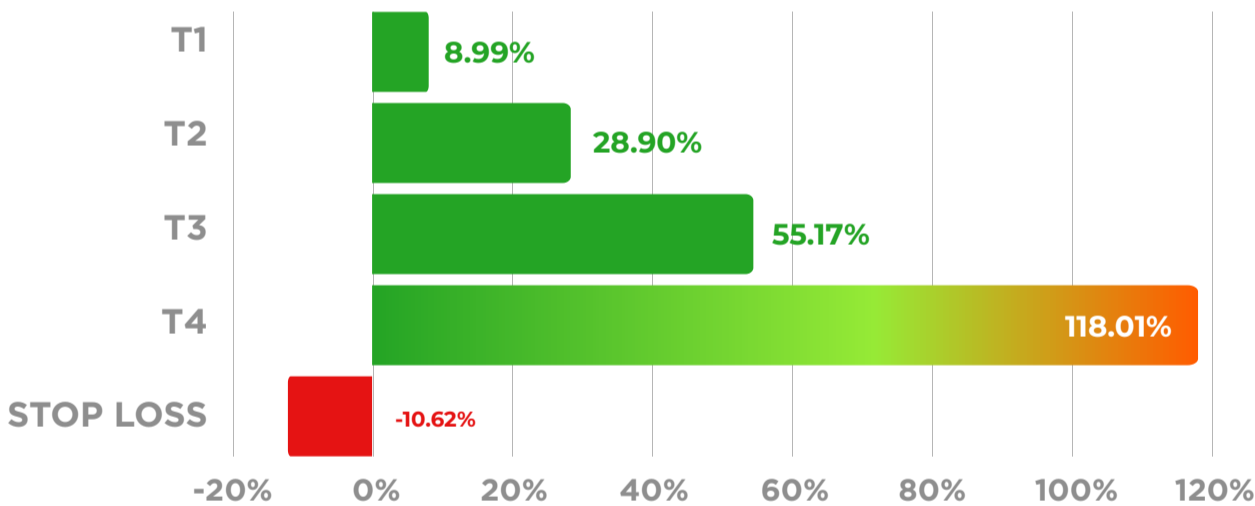
NEUTRAL(S) **26**

## Final Target Hit % Spread



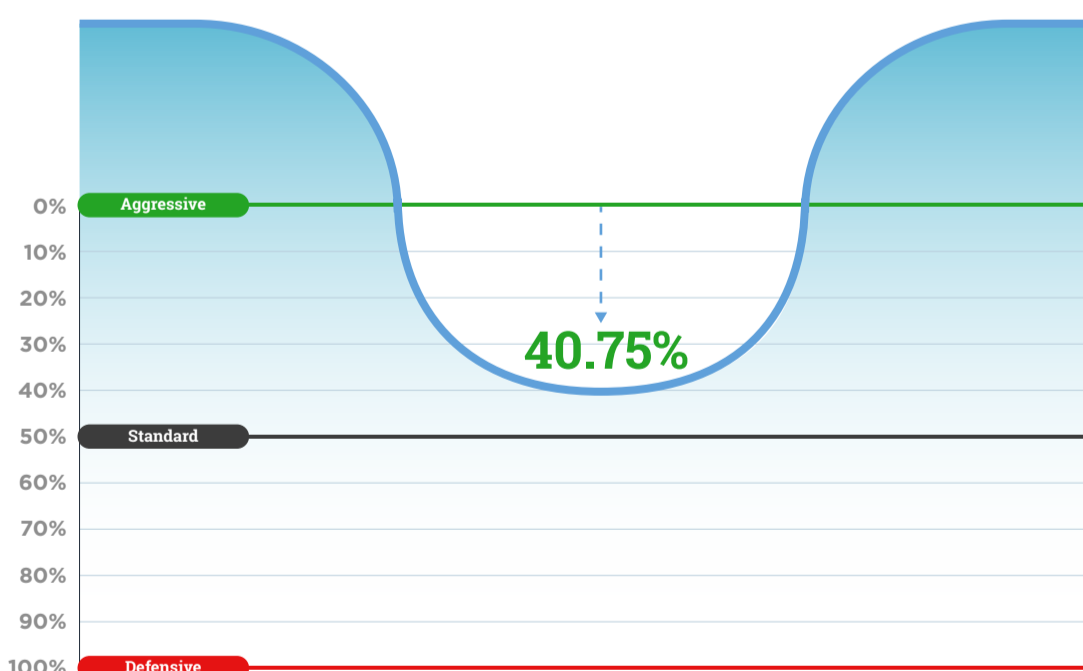
**51% of Signals Hit Target 2, 3, or 4!**

## Average Gain % Per Target



## Average Depth %

(ENTRY ZONE)



## Top 10 Trades

	SYMBOLS	DATE PUBLISHED DATE CLOSED	APPROX TIME TAKEN	GAIN %
1	GALAUUSD	18/11 03:03 25/11 16:03	7 DAYS	282.16%
2	SANDUSD	09/11 15:10 24/11 16:15	15 DAYS	270.27%
3	LRCUSD	04/11 15:20 09/11 19:21	5 DAYS	179.51%
4	MANAUSD	01/11 4:00 28/11 4:00	27 DAYS	144.46%
5	SANDUSD	31/11 14:44 05/11 14:45	5 DAYS	85.01%
6	CHRUSD	29/10 14:45 02/11 3:38	3 DAYS	83.85%
7	SANDUSD	30/10 13:50 04/11 13:50	5 DAYS	83.27%
8	GALAUUSD	15/11 21:30 17/11 15:02	2 DAYS	74.21%
9	LRCUSD	01/11 10:55 06/11 10:54	5 DAYS	73%
10	SANDUSD	23/11 0:20 24/11 19:01	2 DAYS	62.54%

