

Trading Signals Results

AUGUST 1-31, 2021



COMPLETED TRADES

118

SIGNALS CLOSED

69 SPOT 49 FUTURES

WINNERS

97

PROFITABLE TRADES

54 SPOT 43 FUTURES

LOSERS

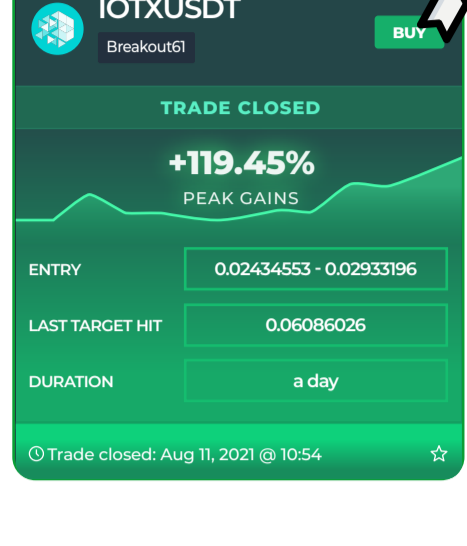
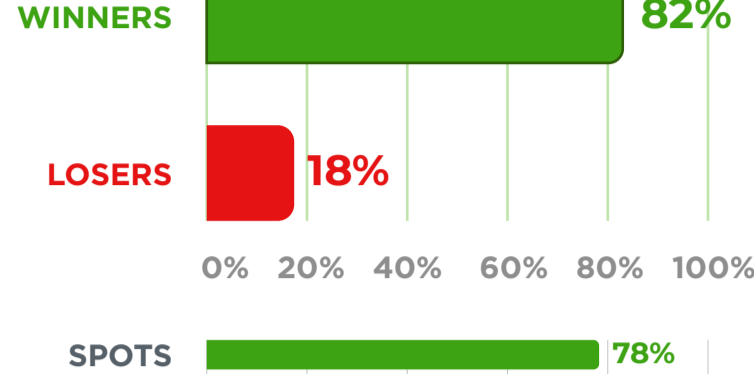
21

LOSING TRADES

15 SPOT 6 FUTURES

WINNERS VS LOSERS

BEST TRADE

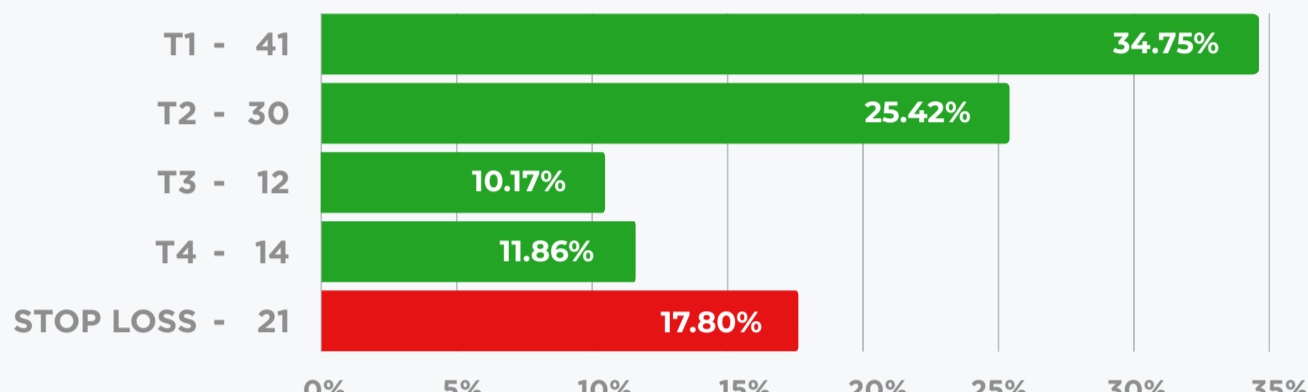


BREAKEVEN TRADES (CLOSED EARLY)

SPOT 25 FUTURES 32 OVERALL NEUTRAL(S) 57

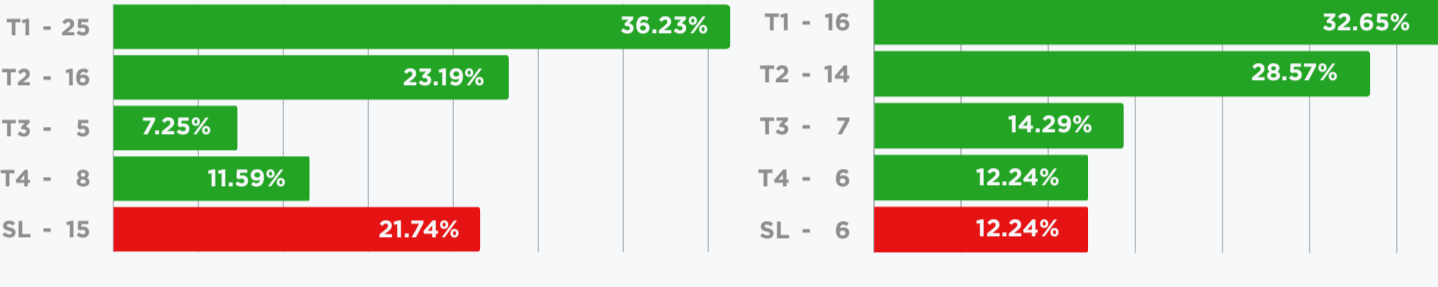
Final Target Hit % Spread

OVERALL



SPOT

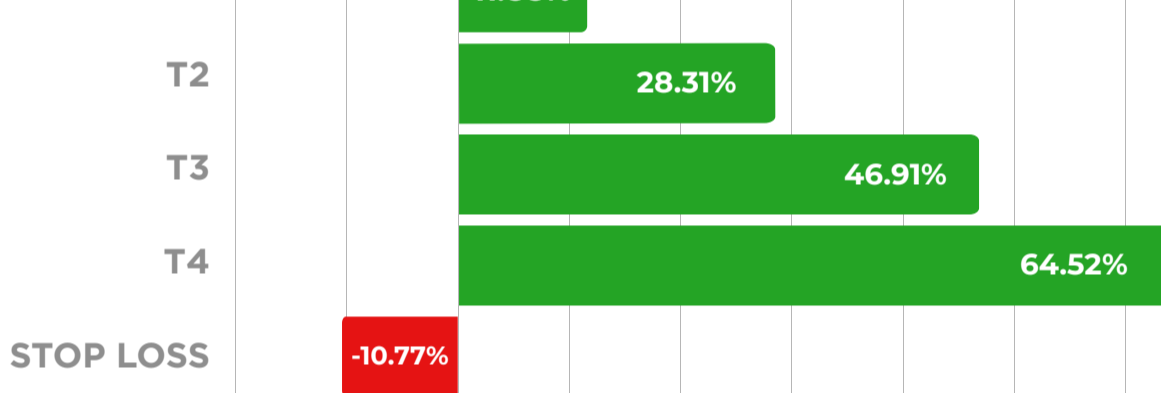
FUTURES



47% of Signals Hit Target 2, 3, or 4!

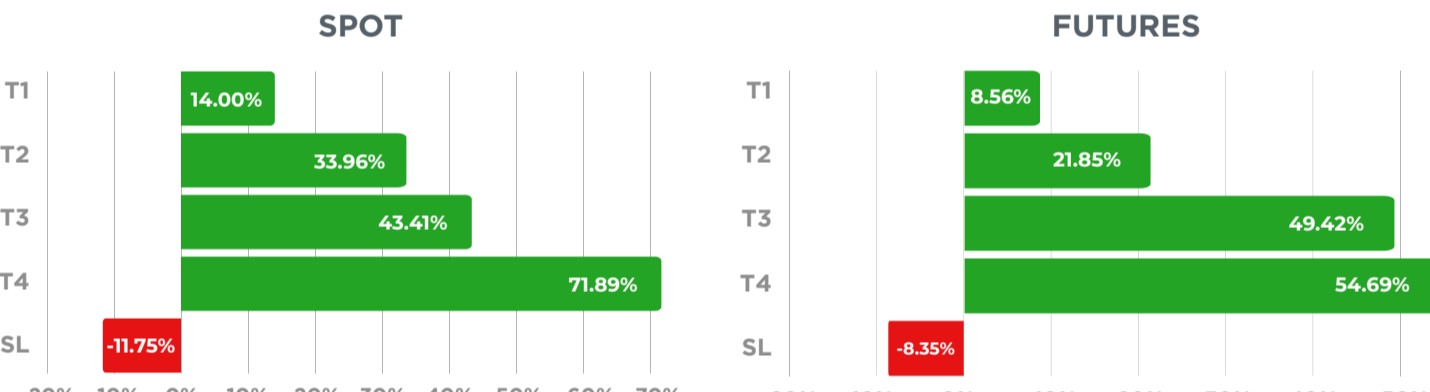
Average Gain % Per Target

OVERALL



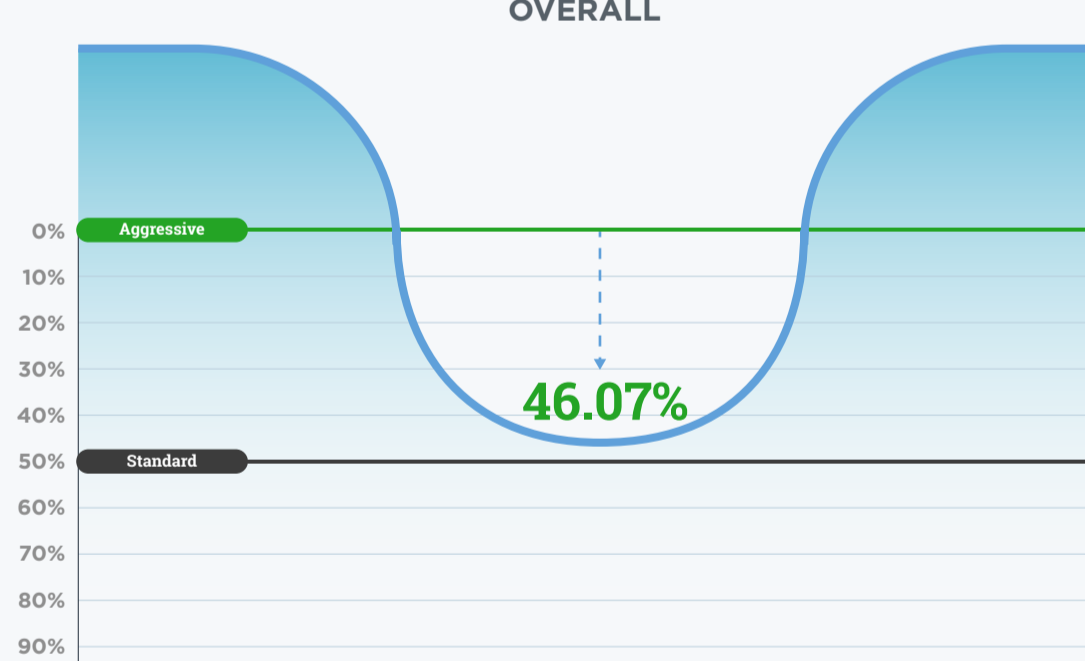
SPOT

FUTURES



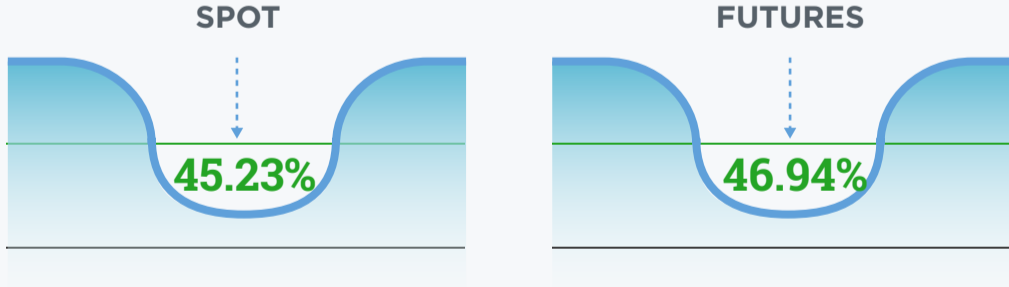
Average Depth % (ENTRY ZONE)

OVERALL



SPOT

FUTURES



Top 10 Trades

OVERALL

	SYMBOLS	DATE PUBLISHED DATE CLOSED	APPROX TIME TAKEN	GAIN %
1	IOTXUSDT	09/08 18:39 11/08 2:55	1 DAY	119.45%
2	ALICEBTC	24/07 11:21 25/08 12:20	1 MONTH	100.23%
3	AVAXUSDT	17/08 11:00 22/08 11:01	5 DAYS	89.63%
4	ARBTC	28/08 19:46 31/08 11:17	3 DAYS	80.81%
5	AVAXBTC	17/08 10:59 22/08 10:59	5 DAYS	79.19%
6	SANDUSDT	23/07 15:55 29/08 9:13	1 MONTH	72.51%
7	RVNUSDT	06/08 20:25 11/08 20:25	5 DAYS	72.01%
8	ARUSDT	16/08 2:19 21/08 2:19	5 DAYS	66.44%
9	AVAXBTC	18/08 19:40 21/08 8:22	2 DAYS	63.97%
10	BTCUSDT	23/06 13:04 21/08 11:02	1 MONTH	63.64%

SPOT

FUTURES

	SYMBOLS	APPROX TIME TAKEN	GAIN %
1	IOTXUSDT	1 DAY	119.45%
2	ALICEBTC	1 MONTH	41.58%
3	ARBTC	3 DAYS	37.86%
4	AVAXBTC	5 DAYS	37.65%
5	ARUSDT	5 DAYS	33.17%
6	AVAXBTC	2 DAYS	30.41%
7	BTCUSDT	1 MONTH	27.56%
8	CELOUSDT	2 DAYS	26.28%
9	ARBTC	5 DAYS	26.07%
10	REPBTC	7 DAYS	25.85%

	SYMBOLS	APPROX TIME TAKEN	GAIN %
1	AVAXUSDT	5 DAYS	89.63%
2	SANDUSDT	1 MONTH	87.89%
3	RVNUSDT	5 DAYS	86.18%
4	DENTUSDT	1 DAY	77.92%
5	ENJUSDT	24 DAYS	69.57%
6	RAYUSDT	1 DAY	67.17%
7	TOMOUSDT	1 MONTH	56.13%
8	HOTUSDT	5 DAYS	45.97%
9	GTCUSDT	5 DAYS	44.23%
10	LUNAUSDT	5 DAYS	35.77%

