

# Trading Signals Results

AUGUST 1-31, 2021  
(FUTURES)



COMPLETED TRADES

49

SIGNALS CLOSED



WINNERS

43

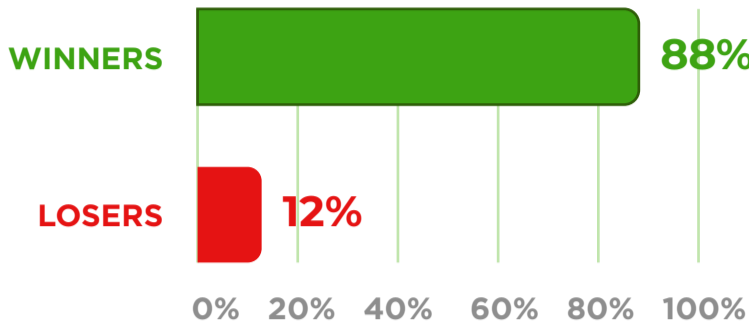
PROFITABLE TRADES

LOSERS

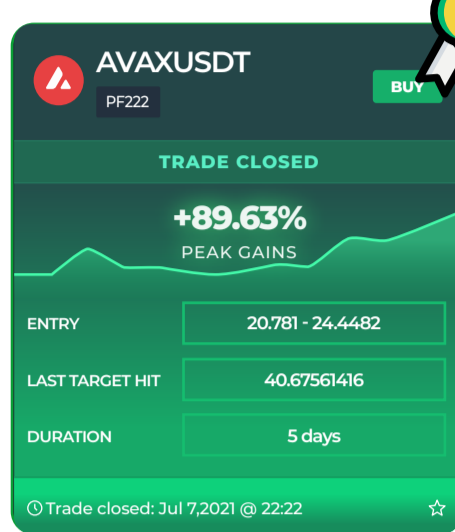
6

LOSING TRADES

## WINNERS VS LOSERS



## BEST TRADE



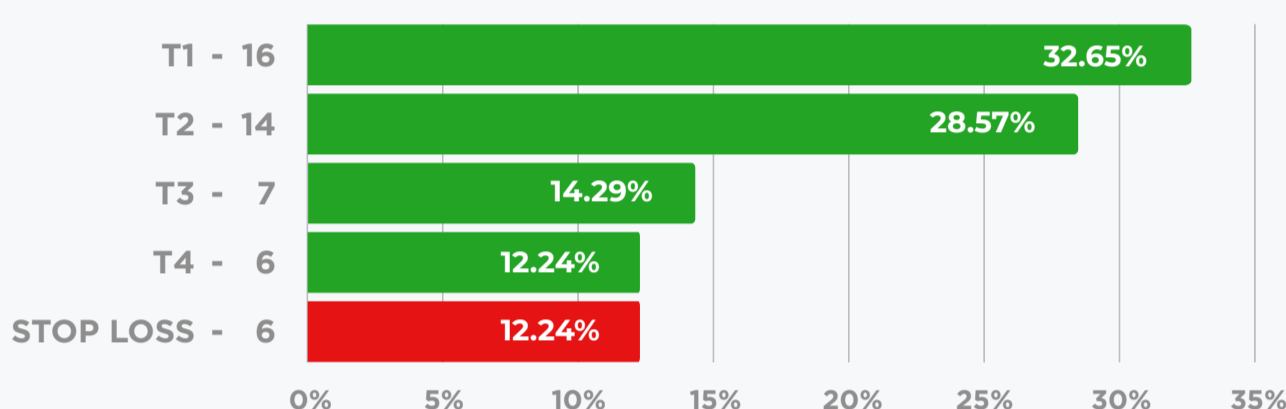
## BREAKEVEN TRADES

(CLOSED EARLY)

NEUTRAL(S)

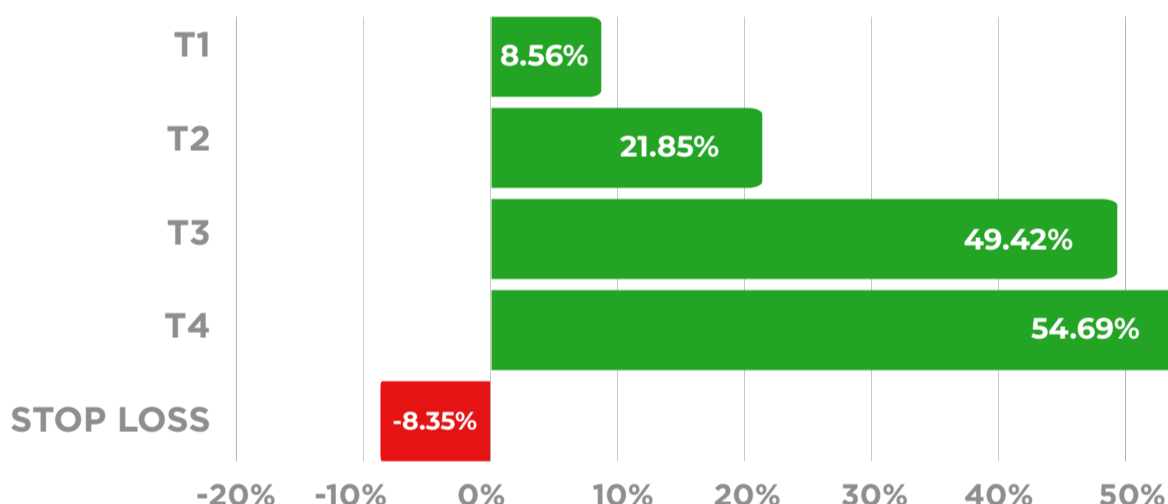
32

## Final Target Hit % Spread



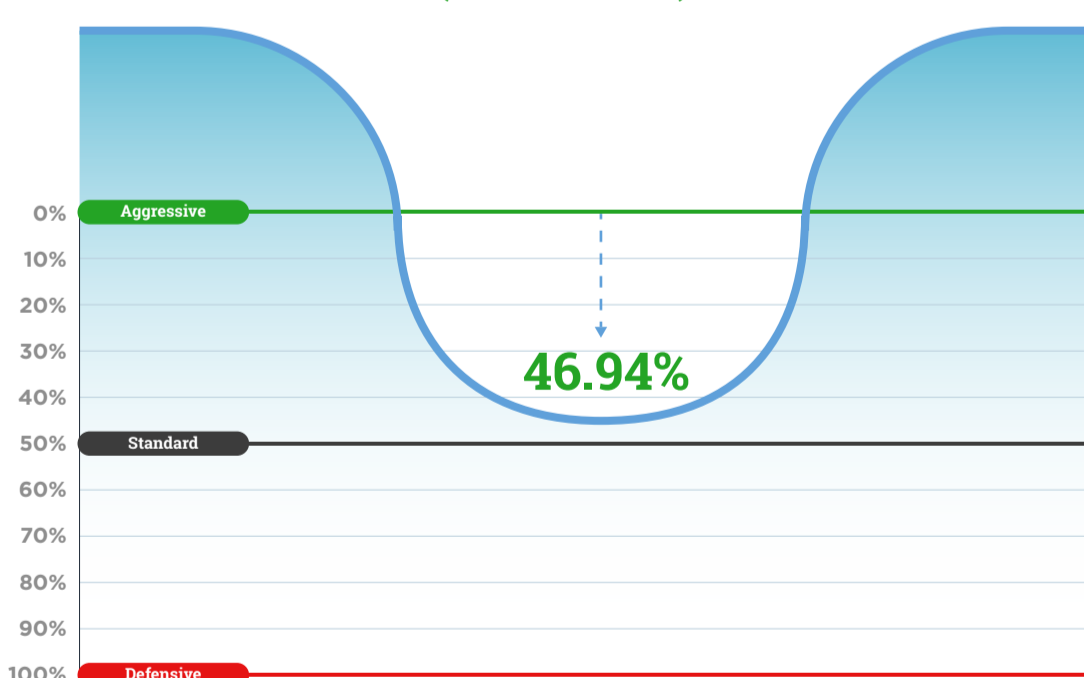
55% of Signals Hit Target 2, 3, or 4!

## Average Gain % Per Target



## Average Depth %

(ENTRY ZONE)



## Top 10 Trades

	SYMBOLS	DATE PUBLISHED DATE CLOSED	APPROX TIME TAKEN	GAIN %
1	AVAXUSDT	14/08 11:00 22/08 11:01	5 DAYS	89.63%
2	SANDUSDT	23/07 15:55 29/08 9:13	1 MONTH	72.51%
3	RVNUSDT	06/08 20:25 11/08 20:25	5 DAYS	72.01%
4	DENTUSDT	13/08 6:05 14/08 22:33	1 DAY	62.05%
5	ENJUSDT	31/07 0:05 23/08 17:16	24 DAYS	51.45%
6	RAYUSDT	27/08 12:14 28/08 15:26	1 DAY	50.53%
7	TOMOUSDT	23/07 11:55 24/08 7:57	1 MONTH	50.33%
8	HOTUSDT	06/08 21:28 11/08 21:28	5 DAYS	46.66%
9	GTCUSDT	25/08 21:48 30/08 21:49	5 DAYS	45.59%
10	LUNOUSDT	16/08 8:20 21/08 8:20	5 DAYS	45.16%

