

Trading Signals Results

JULY 1-31, 2021
(SPOT)



COMPLETED TRADES

39

SIGNALS CLOSED



WINNERS

26

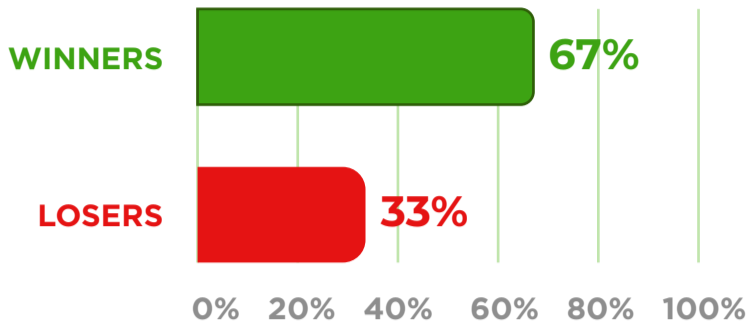
PROFITABLE TRADES

LOSERS

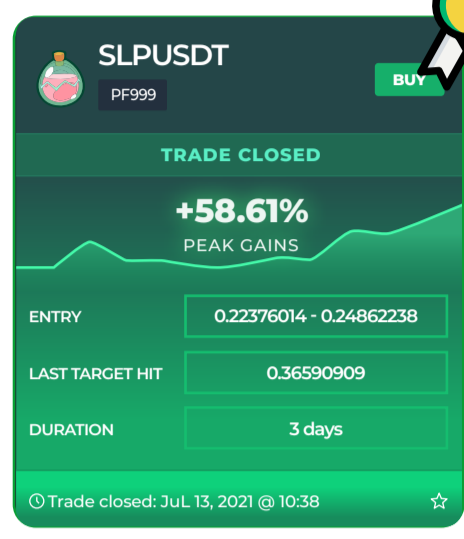
13

LOSING TRADES

WINNERS VS LOSERS



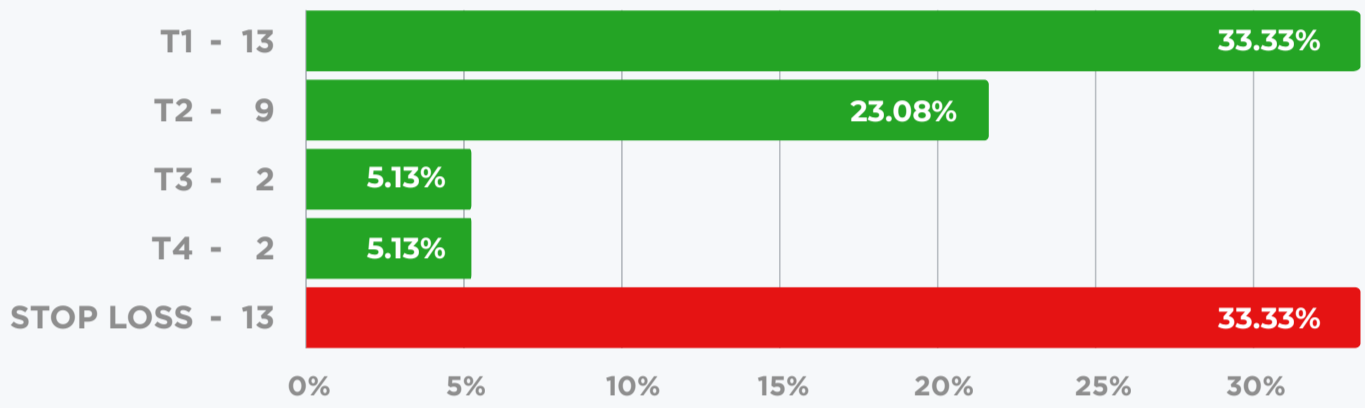
BEST TRADE



BREAKEVEN TRADES (CLOSED EARLY)

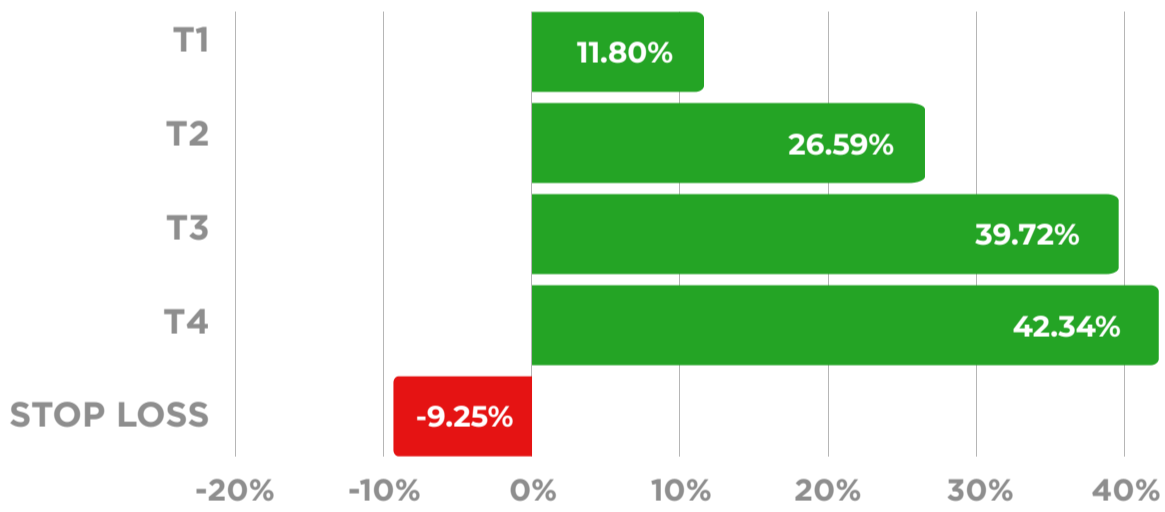
NEUTRAL(S) **30**

Final Target Hit % Spread

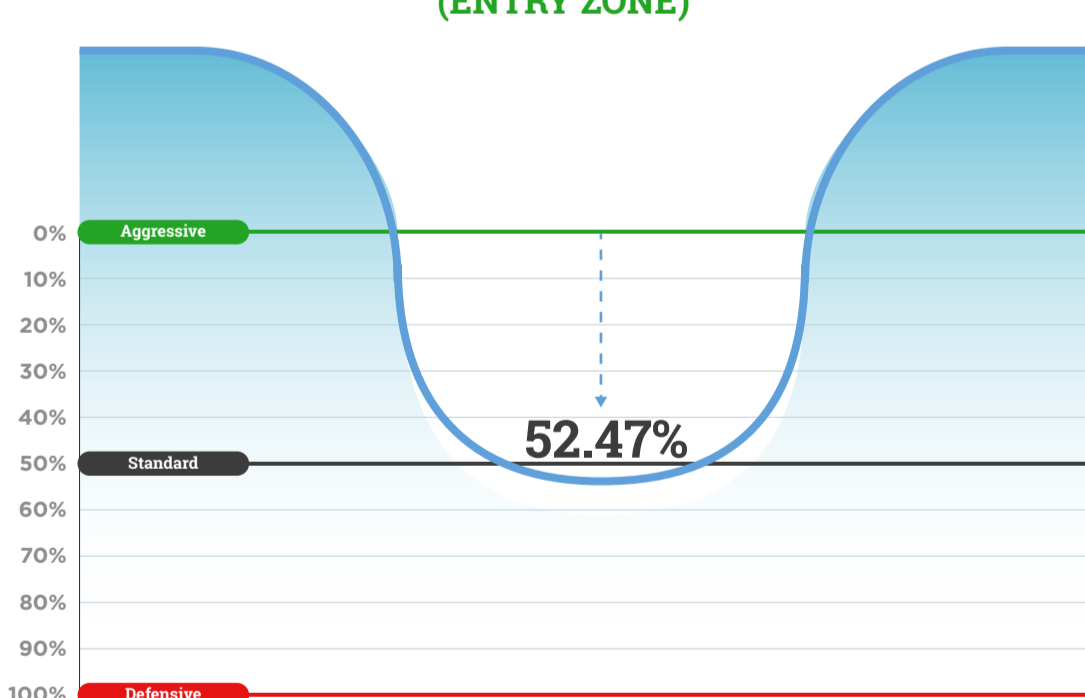


33% of Signals Hit Target 2, 3, or 4!

Average Gain % Per Target



Average Depth % (ENTRY ZONE)



Top Trades

	SYMBOLS	DATE PUBLISHED DATE CLOSED	APPROX TIME TAKEN	GAIN %
1	SLPUSDT	10/07 1:13 13/07 2:39	3 DAYS	58.61%
2	AXSBTC	23/07 8:34 28/07 8:35	5 DAYS	41.58%
3	CHRBTC	23/07 14:55 30/07 8:43	8 DAYS	37.86%
4	TVKBTC	24/07 14:55 27/07 1:15	2 DAYS	37.65%
5	SLPUSDT	14/07 1:11 16/07 8:39	2 DAYS	33.17%
6	SUPERBTC	14/07 10:35 16/07 23:01	2 DAYS	30.41%
7	SANDBTC	23/07 15:55 26/07 18:19	3 DAYS	27.56%
8	REPBTC	16/07 0:51 19/07 1:38	3 DAYS	26.28%
9	MITHUSDT	11/07 9:49 11/07 18:27	8 HRS	26.07%
10	REBUSDT	16/07 0:55 19/07 1:20	3 DAYS	25.85%

