

Trading Signals Results

JULY 1-31, 2021



COMPLETED TRADES

106

SIGNALS CLOSED

39

SPOT

67

FUTURES

WINNERS

83

PROFITABLE TRADES

26

SPOT

57

FUTURES

LOSERS

23

LOSING TRADES

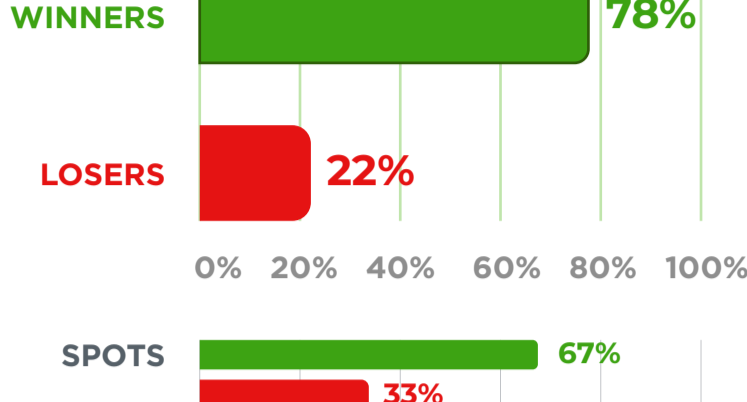
13

SPOT

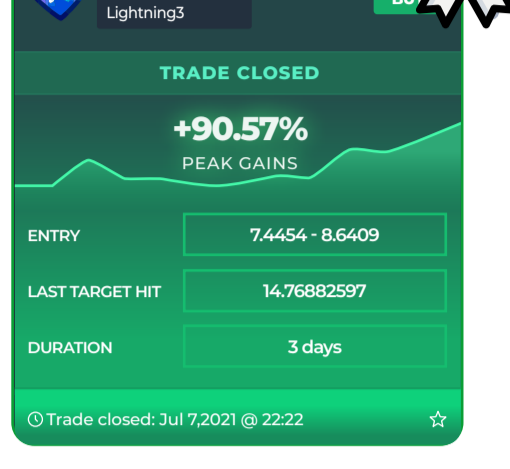
10

FUTURES

WINNERS VS LOSERS



BEST TRADE

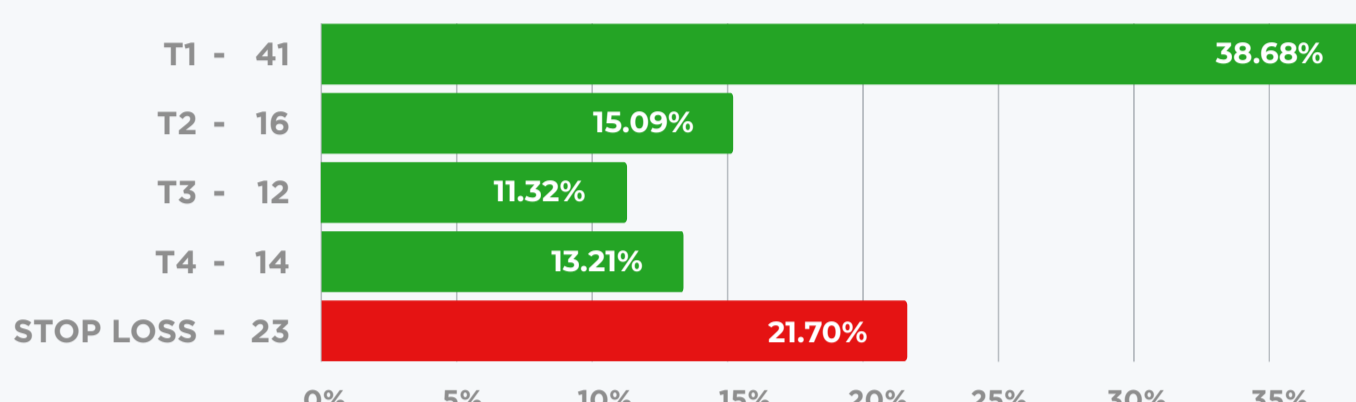


BREAKEVEN TRADES (CLOSED EARLY)

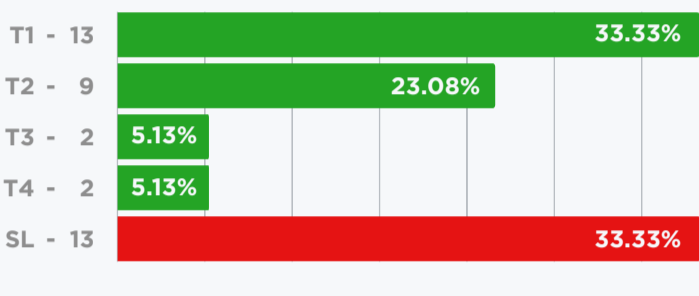
SPOT 30 FUTURES 41 OVERALL NEUTRAL(S) 71

Final Target Hit % Spread

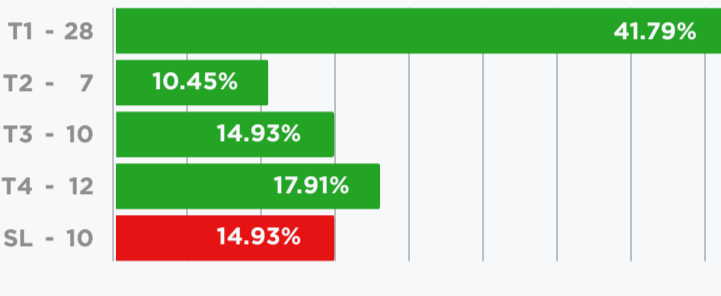
OVERALL



SPOT



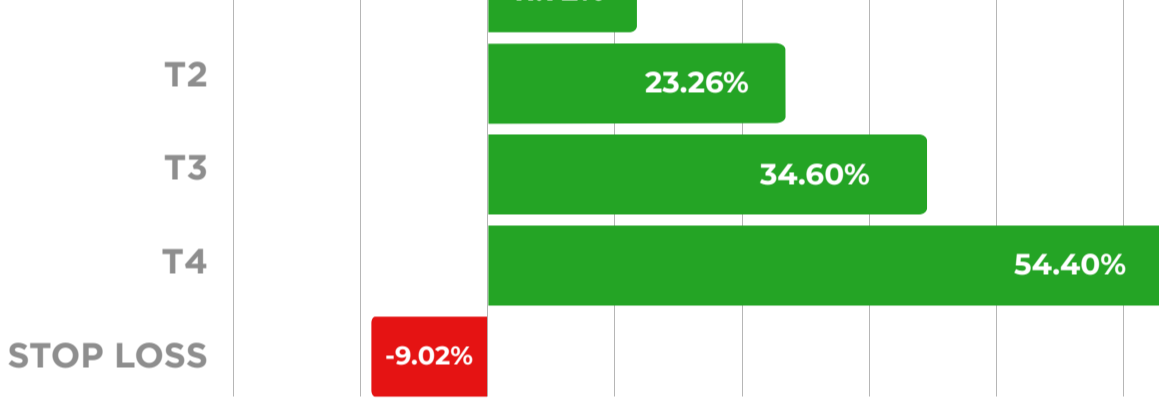
FUTURES



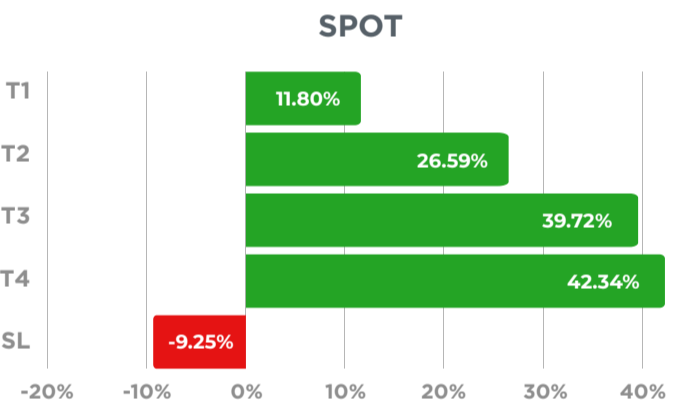
40% of Signals Hit Target 2, 3, or 4!

Average Gain % Per Target

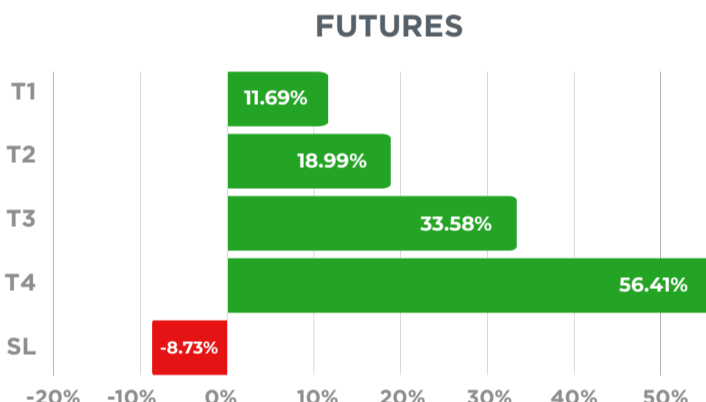
OVERALL



SPOT

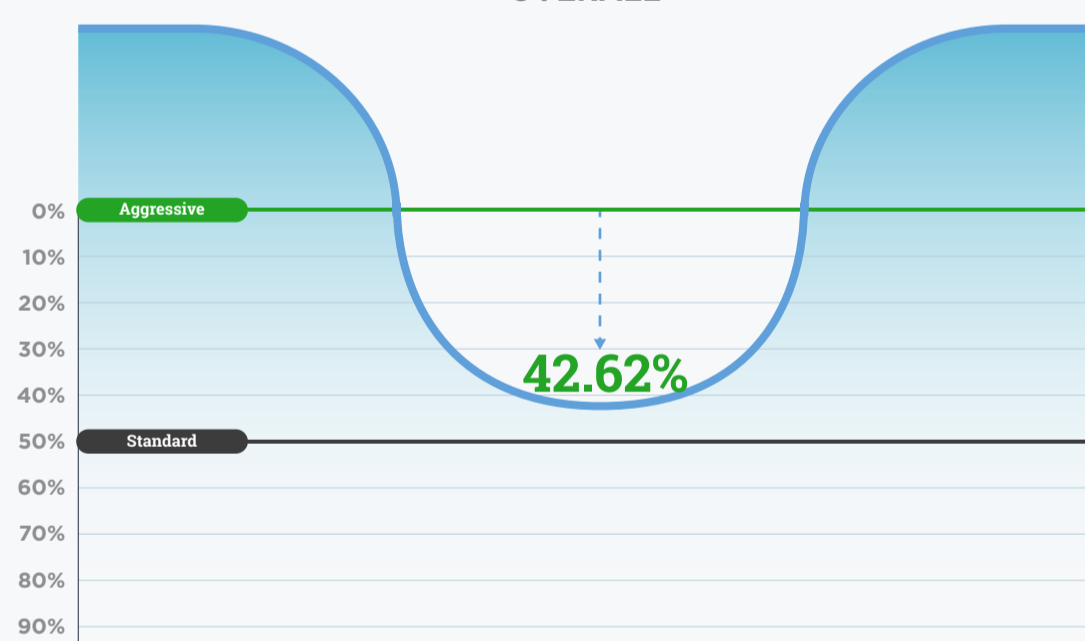


FUTURES

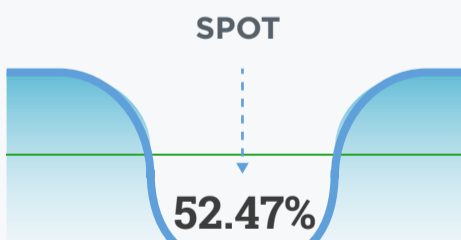


Average Depth % (ENTRY ZONE)

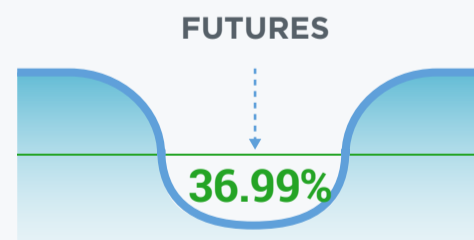
OVERALL



SPOT



FUTURES



Top 10 Trades

OVERALL

RANK	SYMBOLS	DATE PUBLISHED	DATE CLOSED	APPROX TIME TAKEN	GAIN %
1	AXSUSDT	04/07 14:33	07/07 14:23	3 DAYS	90.57%
2	CHRUSDT	14/07 10:45	24/07 10:30	10 DAYS	87.89%
3	ALICEUSDT	24/07 11:05	27/07 10:50	3 DAYS	86.18%
4	CHRUSDT	18/07 3:10	24/07 0:41	6 DAYS	77.92%
5	CHRUSDT	10/07 18:15	15/07 0:56	4 DAYS	69.57%
6	TLMUSDT	21/07 23:34	24/07 10:23	2 DAYS	67.17%
7	SLPUSDT	10/07 1:13	13/07 2:39	3 DAYS	58.61%
8	AXSUSDT	10/07 4:37	15/07 4:38	5 DAYS	56.13%
9	AXSUSDT	13/07 11:09	15/07 8:09	2 DAYS	45.97%
10	AXSUSDT	23/07 8:35	28/07 8:35	5 DAYS	44.23%

SPOT

RANK	SYMBOLS	APPROX TIME TAKEN	GAIN %
1	SLPUSDT	3 DAYS	58.61%
2	AXSBTC	5 DAYS	41.58%
3	CHRBTC	8 DAYS	37.86%
4	TVKBTC	2 DAYS	37.65%
5	SLPUSDT	2 DAYS	33.17%
6	SUPERBTC	2 DAYS	30.41%
7	SANDBTC	3 DAYS	27.56%
8	REPBTC	3 DAYS	26.28%
9	MITHUSDT	8 HRS	26.07%
10	REPUSDT	3 DAYS	25.85%

FUTURES

RANK	SYMBOLS	APPROX TIME TAKEN	GAIN %
1	AXSUSDT	3 DAYS	90.57%
2	CHRUSDT	10 DAYS	87.89%
3	ALICEUSDT	3 DAYS	86.18%
4	CHRUSDT	6 DAYS	77.92%
5	CHRUSDT	4 DAYS	69.57%
6	TLMUSDT	2 DAYS	67.17%
7	AXSUSDT	5 DAYS	56.13%
8	AXSUSDT	1 DAY	45.97%
9	AXSUSDT	5 DAYS	44.23%
10	ALICEUSDT	2 DAYS	35.77%

