

# Trading Signals Results

JUNE 1-30, 2021



## COMPLETED TRADES

41

SIGNALS CLOSED

10 SPOT 31 FUTURES

## WINNERS

35

PROFITABLE TRADES

7 SPOT 28 FUTURES

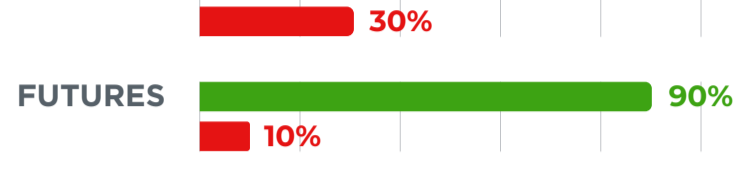
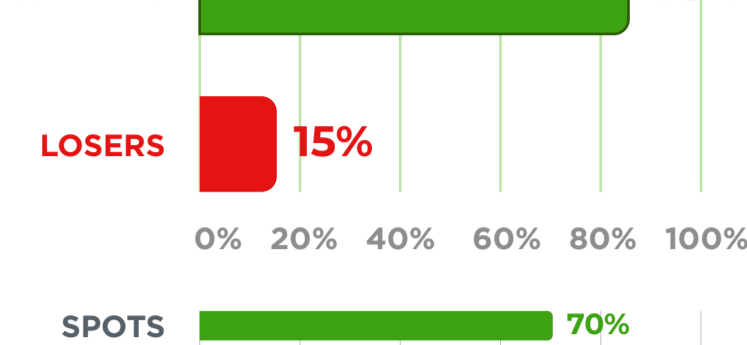
## LOSERS

6

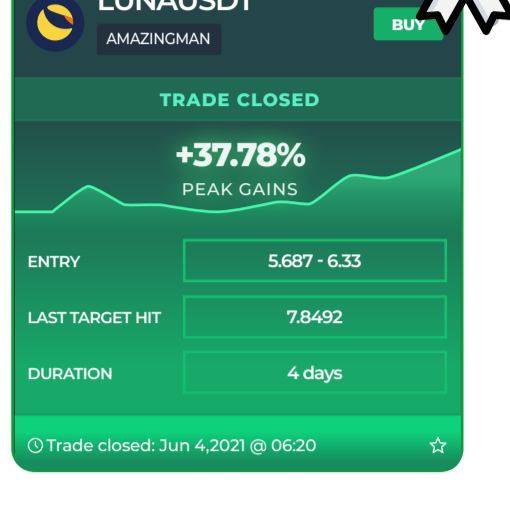
LOSING TRADES

3 SPOT 3 FUTURES

## WINNERS VS LOSERS



## BEST TRADE

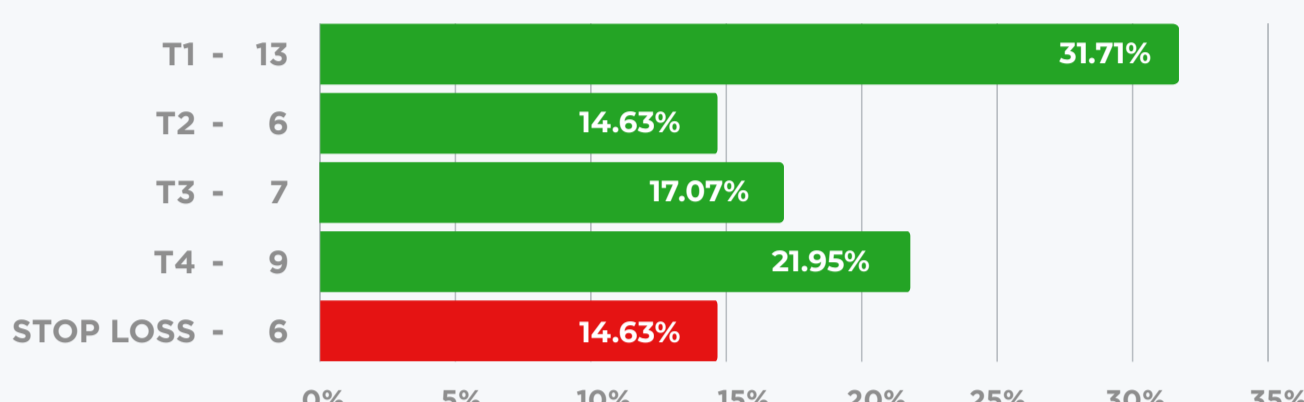


## BREAKEVEN TRADES (CLOSED EARLY)

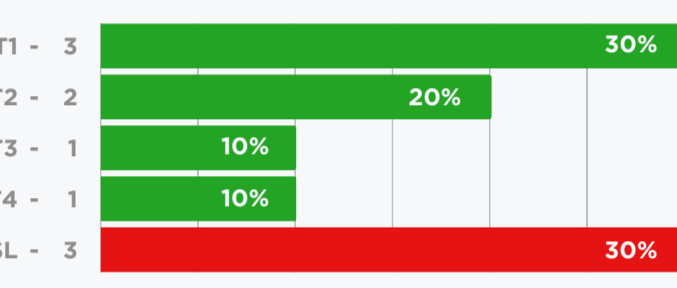
SPOT 7 FUTURES 8 OVERALL NEUTRAL(S) 15

## Final Target Hit % Spread

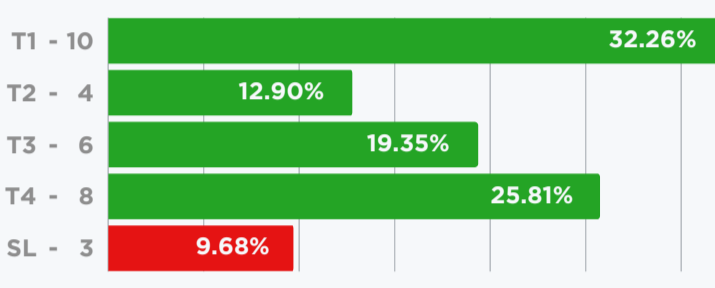
### OVERALL



### SPOT



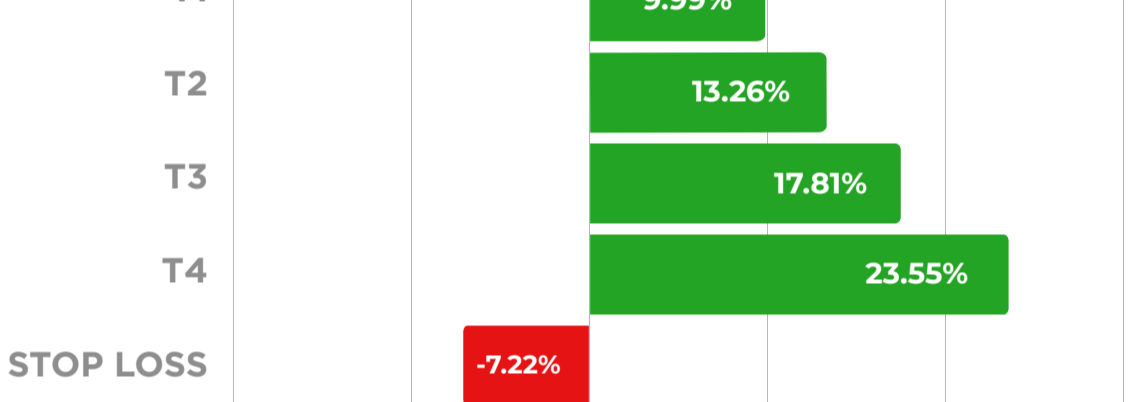
### FUTURES



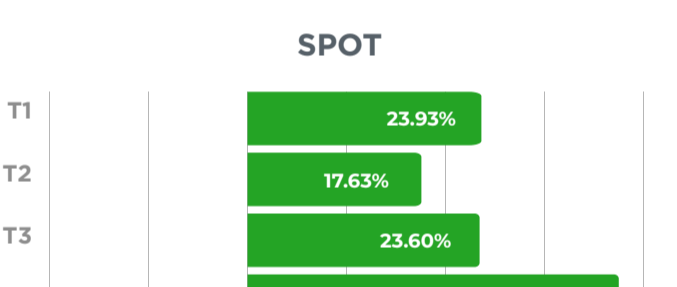
54% of Signals Hit Target 2, 3, or 4!

## Average Gain % Per Target

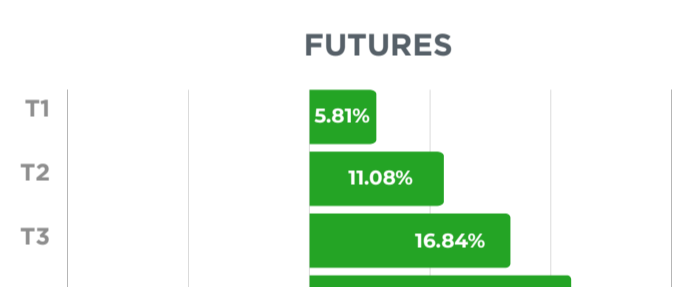
### OVERALL



### SPOT

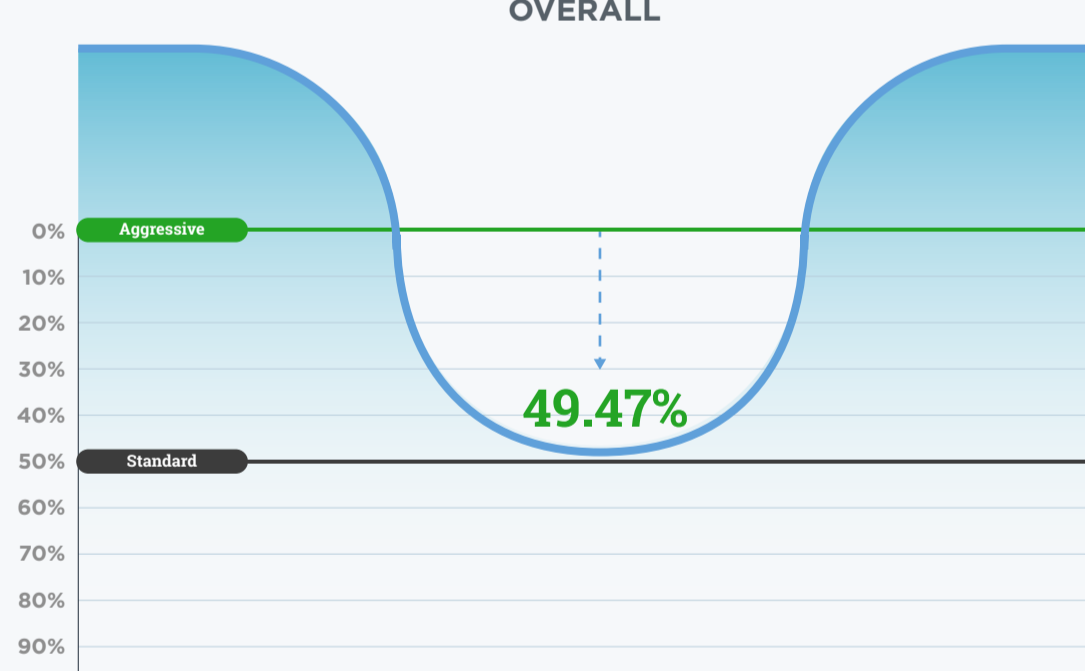


### FUTURES

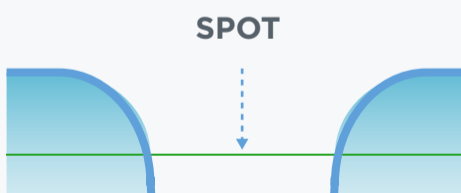


## Average Depth % (ENTRY ZONE)

### OVERALL



### SPOT



### FUTURES



## Top 10 Trades

### OVERALL

	SYMBOLS	DATE PUBLISHED DATE CLOSED	APPROX TIME TAKEN	GAIN %
1	LUNAUSDT	30/05 21:50 05/06 22:21	4 DAYS	37.78%
2	DATABTC	15/06 13:44 21/06 22:50	6 DAYS	28.33%
3	MTLUSDT	06/06 11:05 07/06 3:31	16 HRS	26.94%
4	SLPUSDT	28/05 16:32 08/06 0:36	10 DAYS	25.62%
5	WAVESUSD	03/06 0:11 06/06 23:24	3 DAYS	25.43%
6	WRXUSD	31/05 20:50 07/06 21:13	7 DAYS	24.99%
7	KAVASDT	02/06 22:37 03/06 4:17	5 HRS	24.12%
8	ETHUSD	29/05 18:46 20/06 10:12	21 DAYS	23.6%
9	RSRUSD	31/05 12:05 03/06 8:49	2 DAYS	22.72%
10	RUNEUSD	31/05 12:05 04/06 12:12	4 DAYS	21.81%

### SPOT

	SYMBOLS	APPROX TIME TAKEN	GAIN %
1	LUNAUSDT	4 DAYS	37.78%
2	DATABTC	6 DAYS	28.33%
3	SLPUSDT	10 DAYS	25.62%
4	WRXUSD	7 DAYS	24.99%
5	ETHUSD	21 DAYS	23.6%
6	NMRBTC	5 DAYS	17.84%
7	ENJUSD	3 DAYS	10.26%

### FUTURES

	SYMBOLS	APPROX TIME TAKEN	GAIN %
1	MTLUSDT	16 HRS	26.94%
2	ETHUSD	3 DAYS	25.43%
3	RLCUSDT	5 HRS	24.12%
4	MATICUSD	2 DAYS	22.72%
5	WAVESUSD	4 DAYS	21.81%
6	ETCUSDT	2 DAYS	21.8%
7	SRMUSD	12 HRS	21.04%
8	WAVESUSD	5 DAYS	19.06%
9	FTMUSD	5 DAYS	18.52%
10	BNBUSDT	1 DAY	16.58%

