

Trading Signals Results

MARCH 1-31, 2021



COMPLETED TRADES

312

SIGNALS CLOSED

189 SPOT 123 FUTURES

WINNERS

254

PROFITABLE TRADES

158 SPOT 96 FUTURES

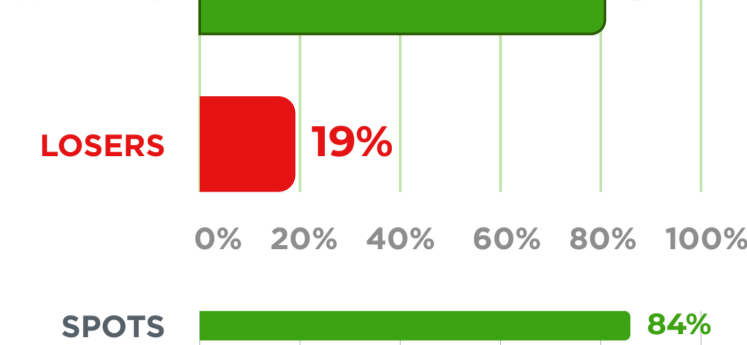
LOSERS

58

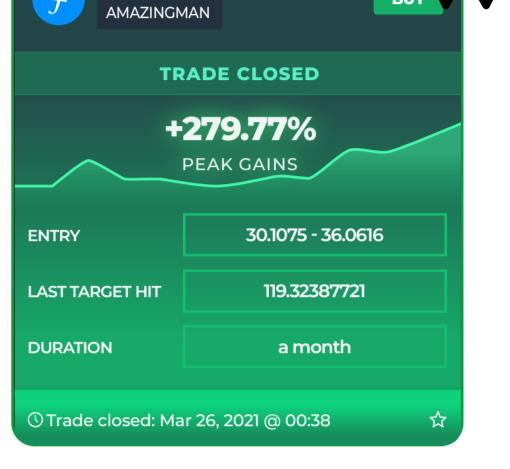
LOSING TRADES

31 SPOT 27 FUTURES

WINNERS VS LOSERS



BEST TRADE

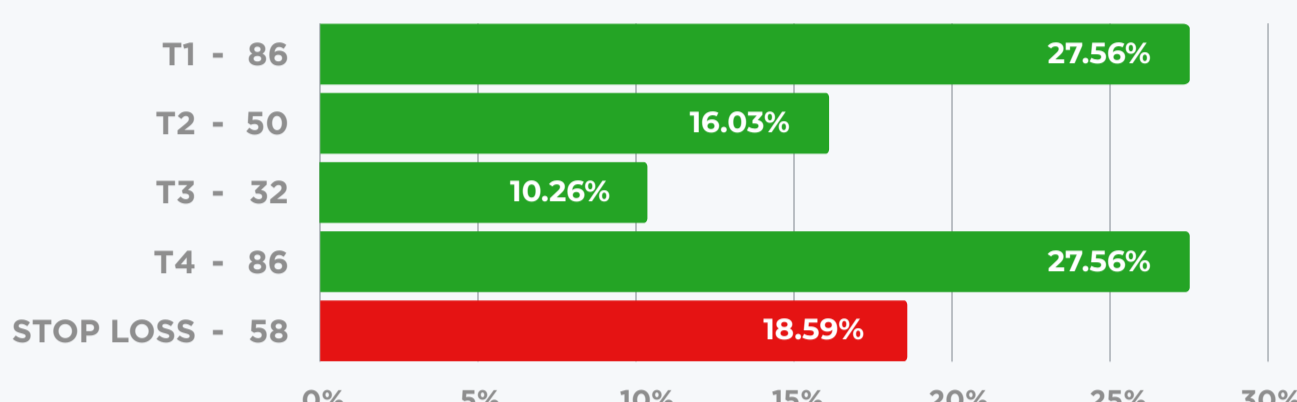


BREAKEVEN TRADES (CLOSED EARLY)

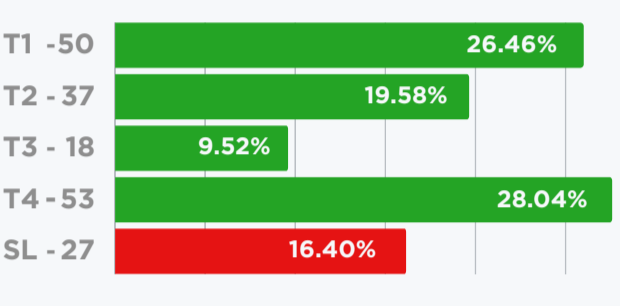
SPOT 27 FUTURES 12 OVERALL NEUTRAL(S) 39

Final Target Hit % Spread

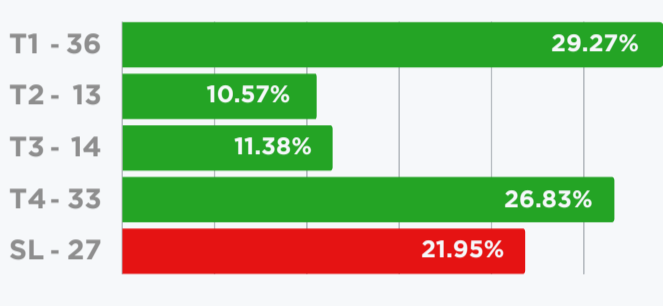
OVERALL



SPOT



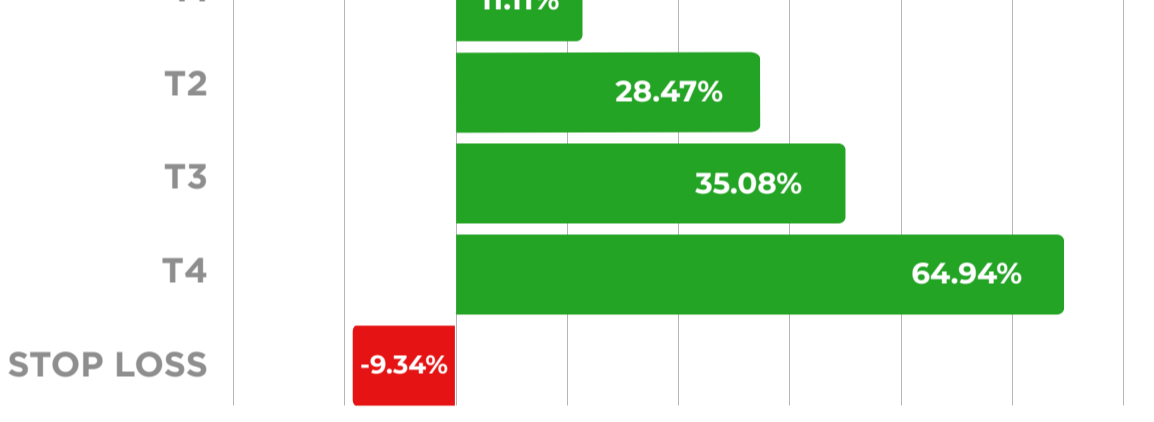
FUTURES



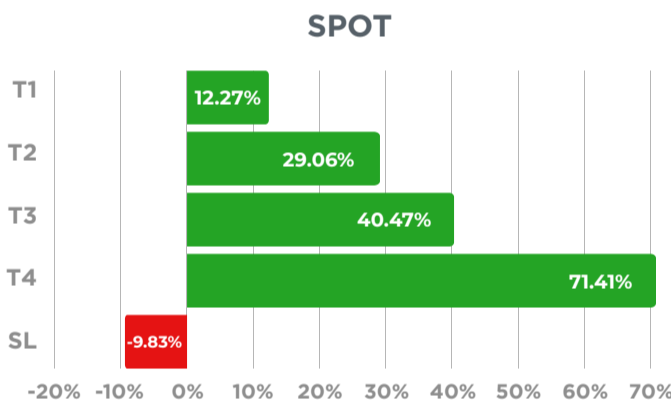
54% of Signals Hit Target 2, 3, or 4!

Average Gain % Per Target

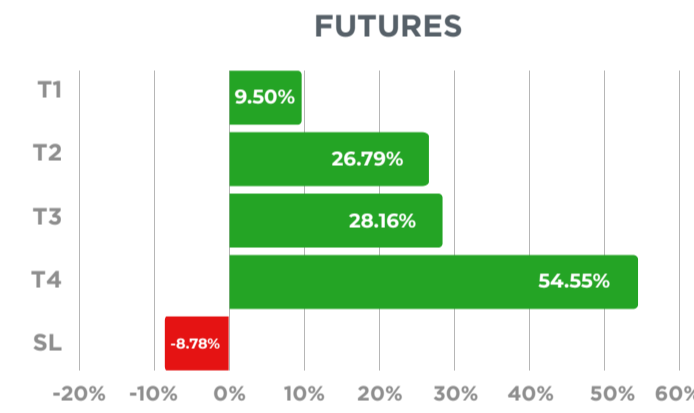
OVERALL



SPOT

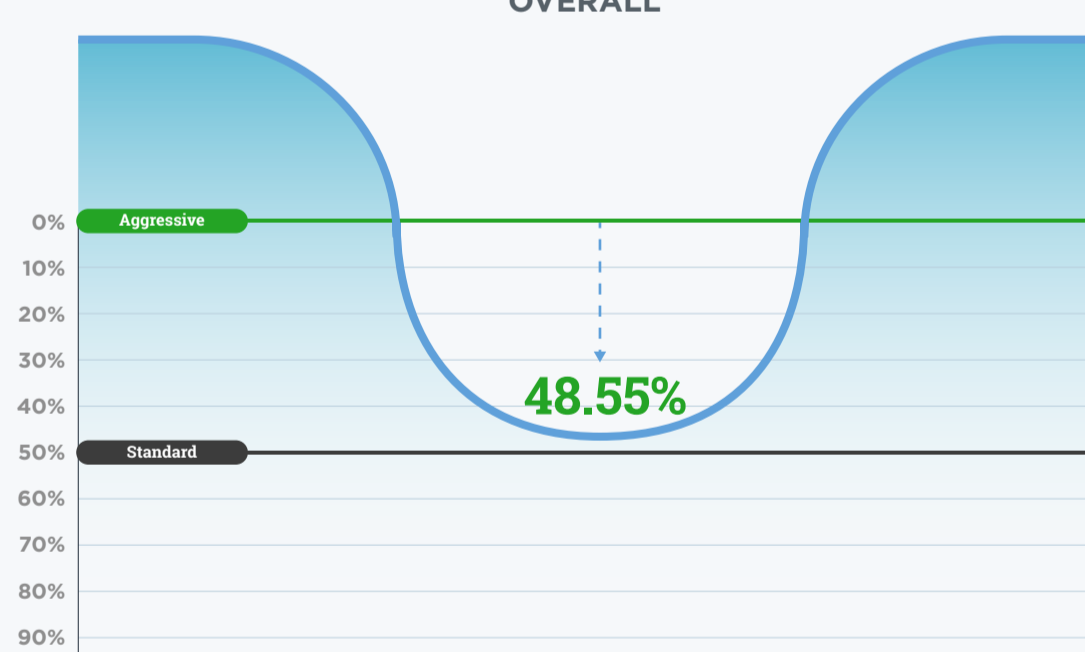


FUTURES

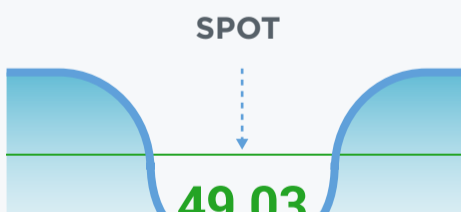


Average Depth % (ENTRY ZONE)

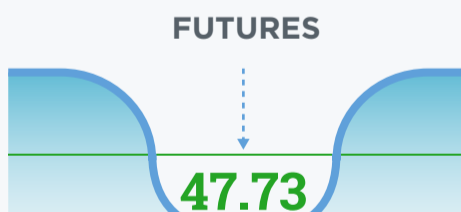
OVERALL



SPOT



FUTURES



Top 10 Trades

OVERALL

	SYMBOLS	DATE PUBLISHED DATE CLOSED	APPROX TIME TAKEN	GAIN %
1	FILUSDT	10/02 12:40 26/03 16:39	44 DAYS	279.77%
2	HOTUSDT	16/03 17:12 30/03 16:36	13 DAYS	222.47%
3	STMXUSDT	17/03 6:04 19/03 23:43	2 DAYS	152.68%
4	NKNBTC	09/03 11:31 12/03 5:50	2 DAYS	143.11%
5	STORJUSDT	23/03 15:21 27/03 21:58	4 DAYS	120.99%
6	DOCKBTC	05/03 20:00 10/03 6:32	4 DAYS	119.79%
7	CHZBTC	09/03 15:10 12/03 12:54	2 DAYS	118.98%
8	PERLUSDT	05/03 22:15 13/03 15:41	7 DAYS	117.35%
9	SANDUSDT	04/03 18:46 13/03 17:17	8 DAYS	116.48%
10	STMXUSDT	14/03 5:42 18/03 20:50	4 DAYS	116.42%

SPOT

	SYMBOLS	APPROX TIME TAKEN	GAIN %
1	FILUSDT	44 DAYS	279.77%
2	HOTUSDT	13 DAYS	222.47%
3	STMXUSDT	2 DAYS	152.68%
4	NKNBTC	2 DAYS	143.11%
5	DOCKBTC	4 DAYS	119.79%
6	CHZBTC	2 DAYS	118.98%
7	PERLUSDT	7 DAYS	117.35%
8	STMXUSDT	4 DAYS	116.42%
9	DOCKUSDT	3 DAYS	107.84%
10	CHRBTC	1 DAY	107.61%

FUTURES

	SYMBOLS	APPROX TIME TAKEN	GAIN %
1	STORJUSDT	4 DAYS	120.99%
2	SANDUSDT	8 DAYS	116.48%
3	AXSUSDT	6 DAYS	111.57%
4	FILUSDT	11 DAYS	100.46%
5	SUSHIUSDT	29 DAYS	93.96%
6	FILUSDT	1 DAY	87.73%
7	BATUSDT	12 DAYS	86.26%
8	AXSUSDT	6 DAYS	85.38%
9	ADAUSDT	10 DAYS	68.35%
10	CHZUSDT	1 DAY	66.97%

