

# Trading Signals Results

FEBRUARY 1-28, 2021



## COMPLETED TRADES

**344**

SIGNALS CLOSED

154 SPOT 190 FUTURES

## WINNERS

**249**

PROFITABLE TRADES

103 SPOT 146 FUTURES

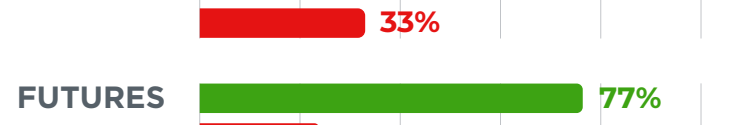
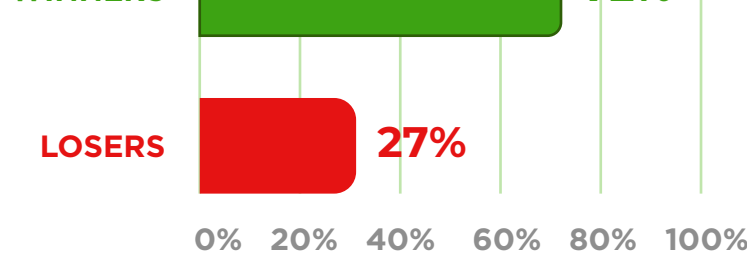
## LOSERS

**94**

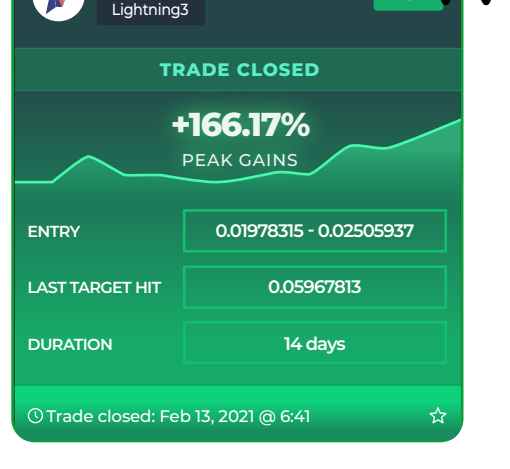
LOSING TRADES

51 SPOT 43 FUTURES

## WINNERS VS LOSERS



## BEST TRADE

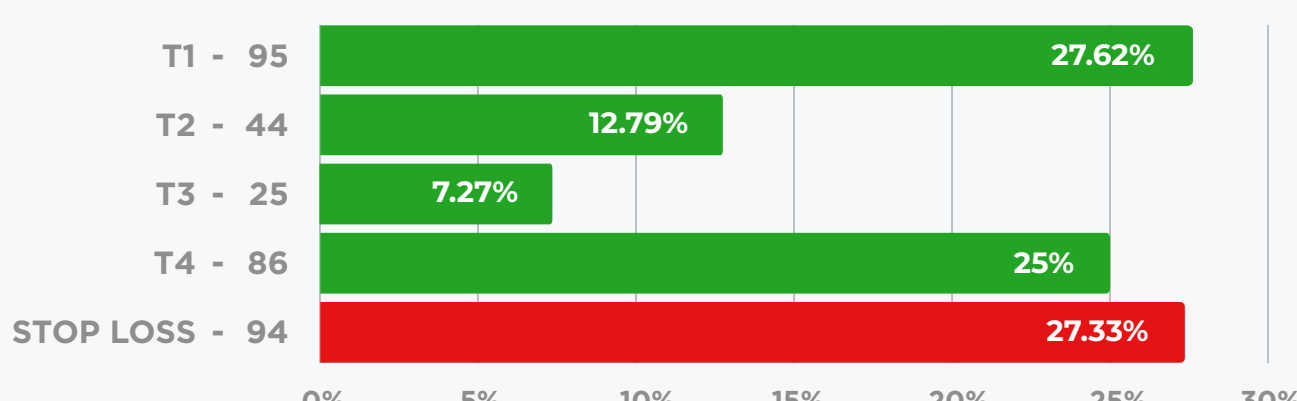


## BREAKEVEN TRADES (CLOSED EARLY)

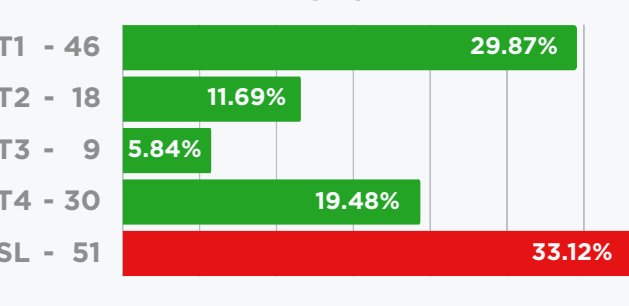
SPOT **20** FUTURES **20** OVERALL NEUTRAL(S) **40**

## Final Target Hit % Spread

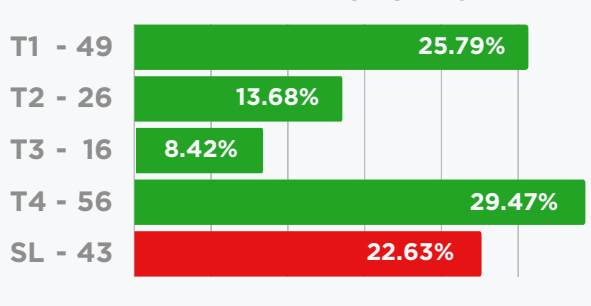
### OVERALL



### SPOT



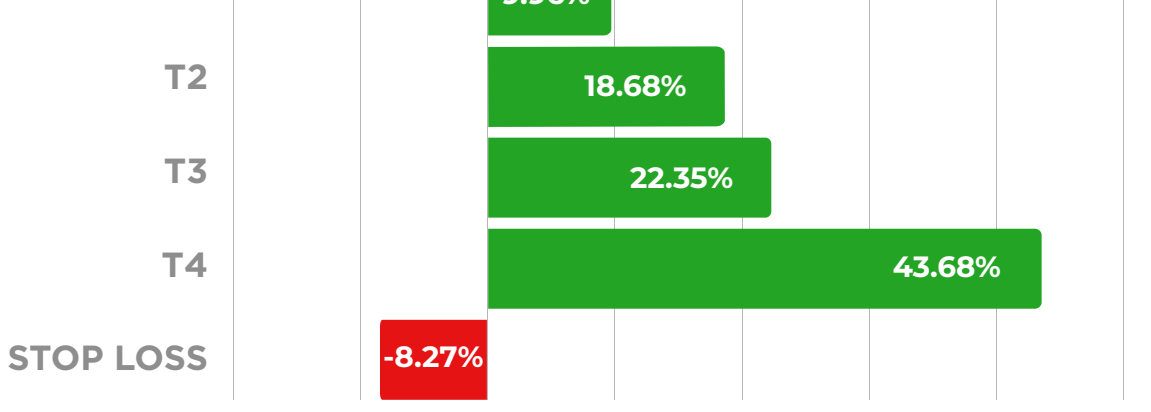
### FUTURES



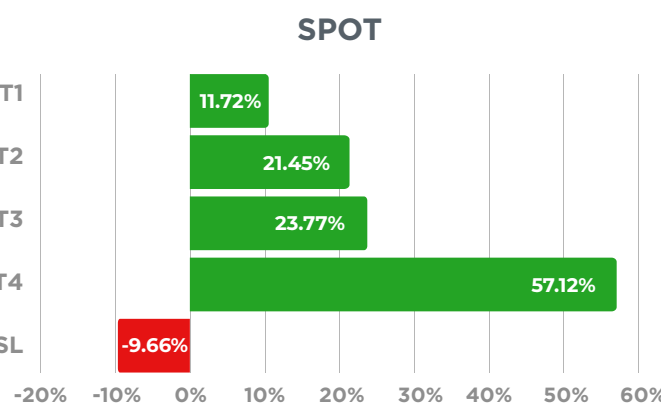
**45% of Signals Hit Target 2, 3, or 4!**

## Average Gain % Per Target

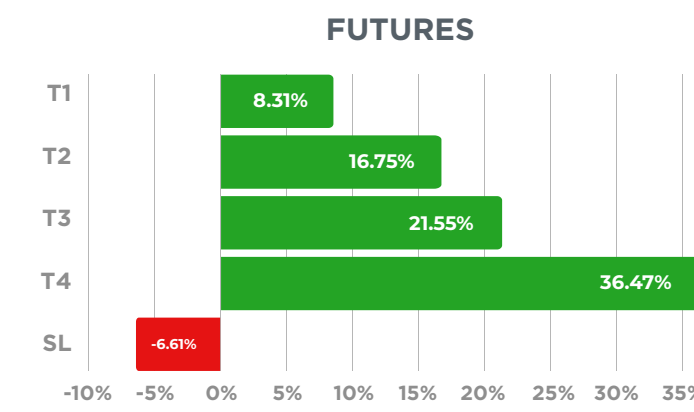
### OVERALL



### SPOT

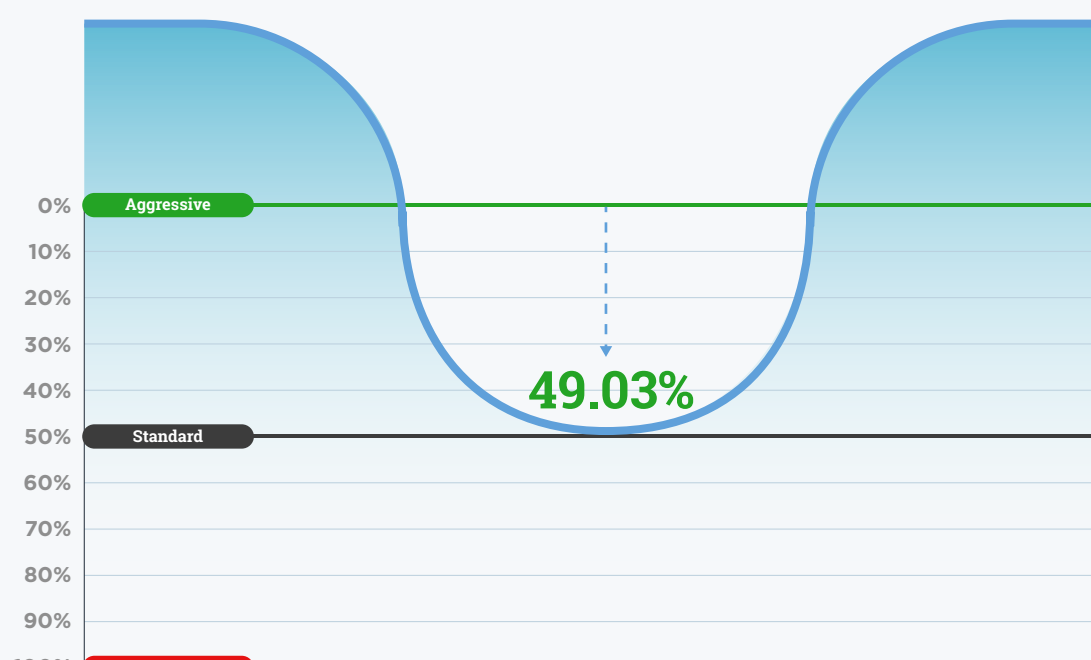


### FUTURES

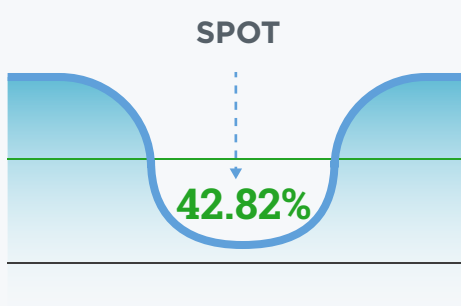


## Average Depth % (ENTRY ZONE)

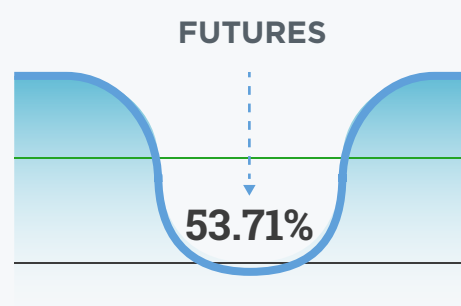
### OVERALL



### SPOT



### FUTURES



## Top 10 Trades

### OVERALL

	SYMBOLS	DATE PUBLISHED DATE CLOSED	APPROX TIME TAKEN	GAIN %
1	RVNUSDT	29/01 12:38 13/02 6:41	14 DAYS	166.17%
2	ZENUSDT	11/01 14:14 11/02 16:17	1 MONTH	115.72%
3	LUNAUSDT	26/01 17:22 02/02 23:59	7 DAYS	114.63%
4	SANDBTC	04/02 14:40 14/01 7:30	9 DAYS	102.59%
5	ZRXBTC	31/01 6:13 05/02 13:33	5 DAYS	102.42%
6	SCUSDT	31/01 21:02 13/02 0:54	12 DAYS	98.51%
7	ADAUSDT	02/02 2:54 08/02 16:51	6 DAYS	90.22%
8	OMGUSDT	01/02 19:13 13/02 18:43	11 DAYS	87.23%
9	DOGEUSDT	04/02 12:35 23/02 11:46	18 DAYS	84.51%
10	BNBUSDT	17/02 23:29 19/02 5:40	1 DAYS	77.38%

### SPOT

	SYMBOLS	APPROX TIME TAKEN	GAIN %
1	RVNUSDT	14 DAYS	166.17%
2	ZENUSDT	31 DAYS	115.72%
3	LUNAUSDT	7 DAYS	114.63%
4	SANDBTC	9 DAYS	102.59%
5	ZRXBTC	5 DAYS	102.42%
6	SCUSDT	12 DAYS	98.51%
7	XVSBTC	8 DAYS	72.32%
8	XEMUSDT	10 DAYS	67.01%
9	IOSTBTC	7 DAYS	63.64%
10	UMABTC	11 DAYS	63.47%

### FUTURES

	SYMBOLS	APPROX TIME TAKEN	GAIN %
1	ADAUSDT	6 DAYS	90.22%
2	OMGUSDT	11 DAYS	87.23%
3	DOGEUSDT	18 DAYS	84.51%
4	BNBUSDT	1 DAYS	77.38%
5	ALPHAUSDT	6 DAYS	67.45%
6	FTMUSDT	2 DAYS	63.63%
7	XTZUSDT	9 DAYS	55.22%
8	SXPUSDT	5 DAYS	53.57%
9	COMPUSDT	5 DAYS	53.32%
10	MATICUSDT	2 DAYS	52.76%

