

Trading Signals Results

FEBRUARY 1-28, 2021
(FUTURES)



COMPLETED TRADES

190

SIGNALS CLOSED



WINNERS

146

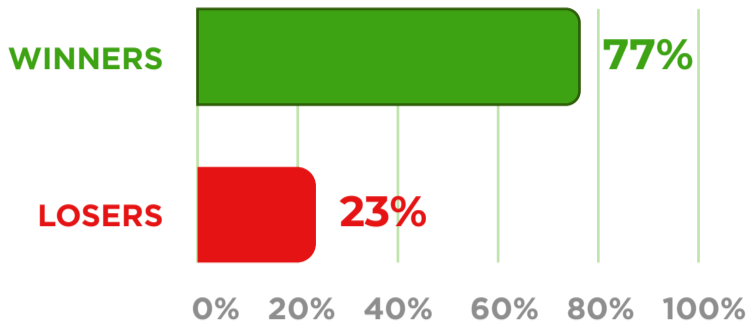
PROFITABLE TRADES

LOSERS

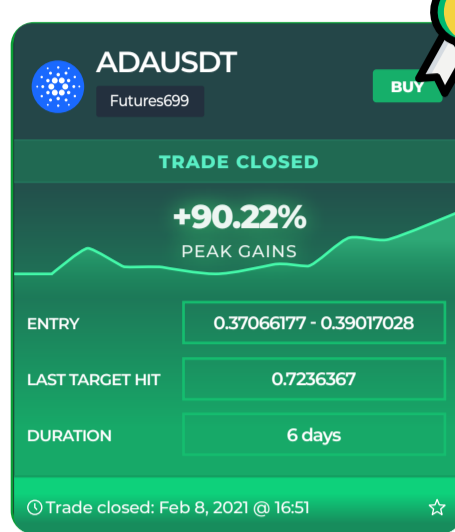
43

LOSING TRADES

WINNERS VS LOSERS



BEST TRADE



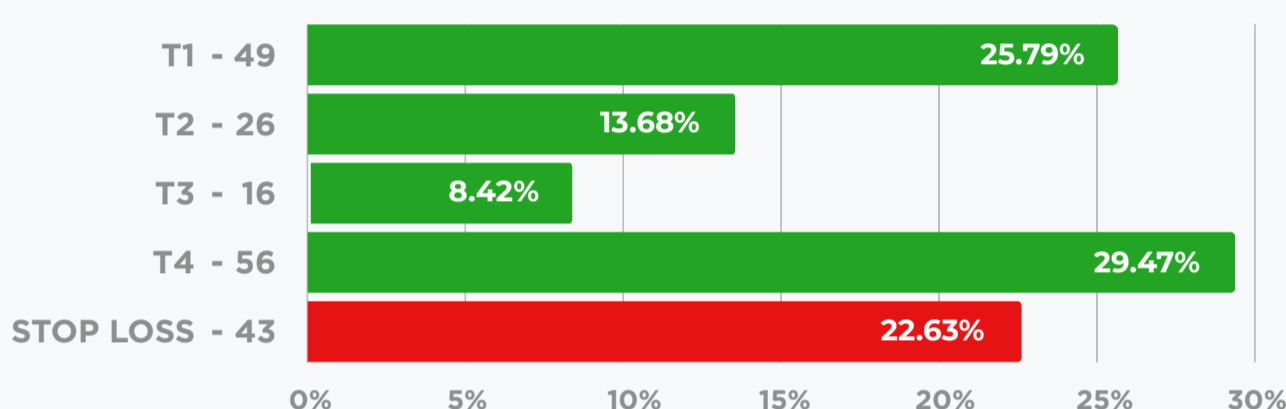
BREAKEVEN TRADES

(CLOSED EARLY)

NEUTRAL(S)

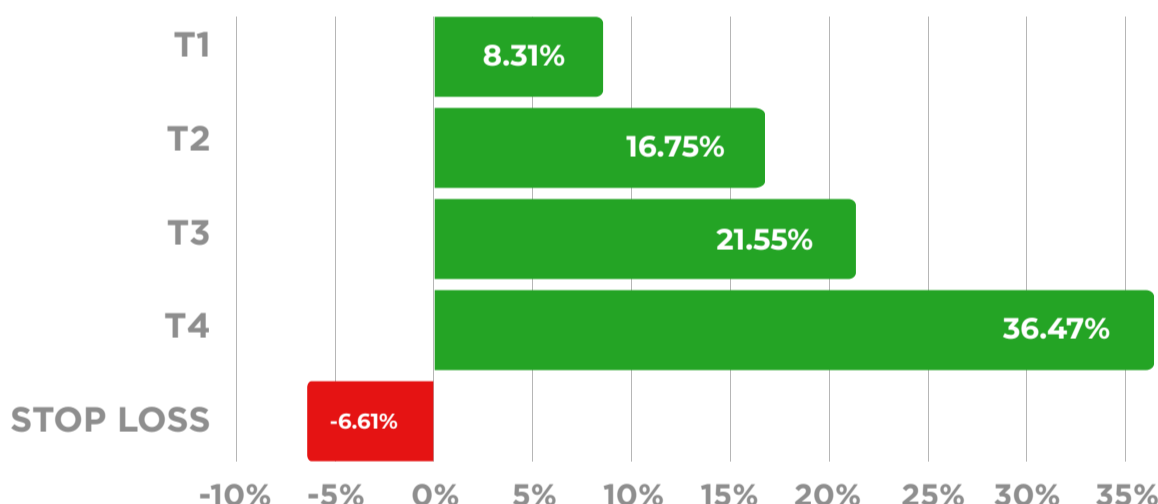
20

Final Target Hit % Spread



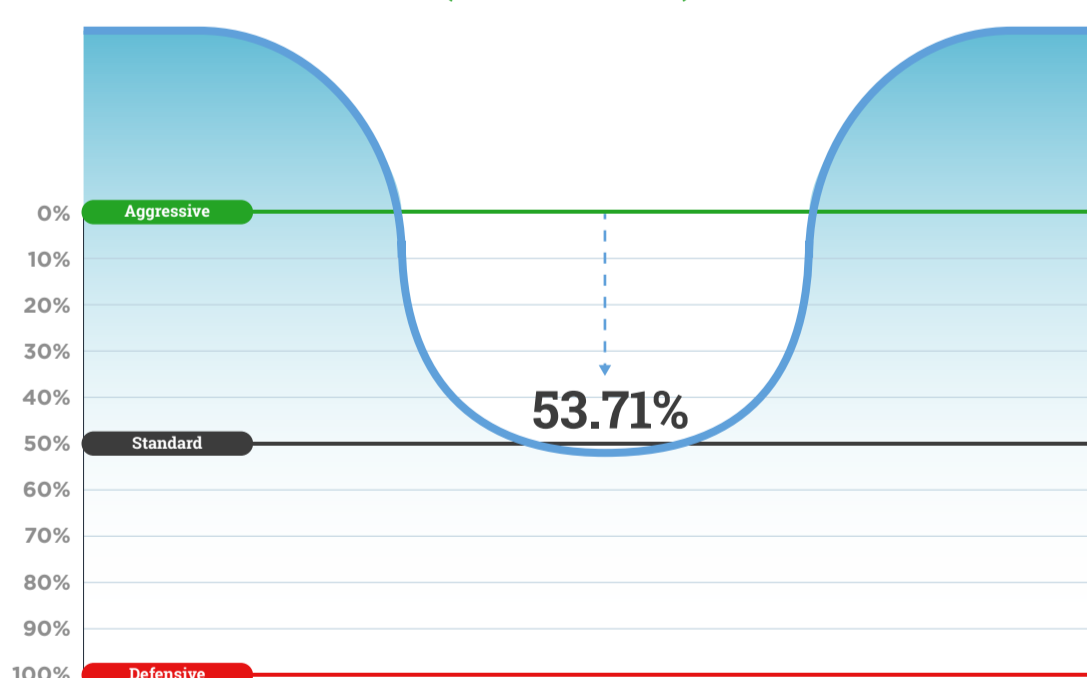
52% of Signals Hit Target 2, 3, or 4!

Average Gain % Per Target



Average Depth %

(ENTRY ZONE)



Top 10 Trades

	SYMBOLS	DATE PUBLISHED DATE CLOSED	APPROX TIME TAKEN	GAIN %
1	ADAUSDT	02/02 2:54 08/02 16:51	6 DAYS	90.22%
2	OMGUSDT	2021-02-01 19:13:22 2021-02-13 18:43:00	11	87.23%
3	DOGEUSDT	2021-02-04 12:35:14 2021-02-23 11:46:00	18	84.51%
4	BNBUSDT	2021-02-17 23:29:51 2021-02-19 5:40:00	1	77.38%
5	ALPHAUSDT	2021-01-29 14:45:29 2021-02-05 2:00:00	6	67.45%
6	FTMUSDT	2021-02-18 20:00:45 2021-02-21 9:28:00	2	63.63%
7	XTZUSDT	2021-02-03 8:00:01 2021-02-12 11:05:00	9	55.22%
8	SXPUSDT	2021-01-30 15:57:22 2021-02-05 7:49:00	5	53.57%
9	COMPUSDT	2021-01-30 15:13:40 2021-02-04 16:50:00	5	53.32%
10	MATICUSDT	2021-02-17 22:41:11 2021-02-20 0:37:00	2	52.76%

